


0
博 腾



第三季度报告

股票简称:博腾股份
股票代码:300363

2022



1

2

()

3

	1,303,577,566.55	68.42%	5,217,592,886.95	157.05%
	365,447,482.53	150.08%	1,577,785,680.52	337.42%
	365,491,661.64	141.15%	1,576,943,519.62	346.93%
	--	--	2,303,661,711.51	819.16%
/	0.67	148.15%	2.90	339.39%
/	0.67	148.15%	2.88	336.36%
	6.60%	2.30	33.33%	22.72
	10,147,132,892.55	6,562,035,209.95		54.63%
	5,549,983,092.16	3,981,557,111.07		39.39%

	-4,288,305.30	-10,663,403.53	
	4,733,288.80	11,908,552.12	
		2,793,000.00	
	-422,027.26	-3,396,293.93	
	-9,741.09	-67,721.57	
	76,876.44	-132,584.67	
	-44,179.11	842,160.90	--

1

1

	2022 9 30	2022 1 1			
	3,234,314,467.49	1,216,870,789.10	2,017,443,678.39	165.79%	B
	50,988,150.43	32,571,437.69	18,416,712.74	56.54%	
	1,078,963,404.83	757,387,527.32	321,575,877.51	42.46%	
	17,059,567.69	39,238,644.52	-22,179,076.83	-56.52%	
	90,963,817.30	46,725,895.44	44,237,921.86	94.68%	
	809,774,252.97	341,581,208.41	468,193,044.56	137.07%	CDMO 301
	253,934,243.82	130,802,087.84	123,132,155.98	94.14%	100%
	85,175,774.51	63,792,119.85	21,383,654.66	33.52%	
	189,635,549.42	118,834,773.96	70,800,775.46	59.58%	
	235,283,178.97	99,630,000.00	135,653,178.97	136.16%	

	2022 9 30	2022 1 1			
	1,484,364,456.01	514,700,549.84	969,663,906.17	188.39%	
	94,383,455.72	63,679,957.26	30,703,498.46	48.22%	
	258,417,021.34	168,965,050.71	89,451,970.63	52.94%	
	300,601,348.91	98,310,177.62	202,291,171.29	205.77%	100%
	73,437,393.52	119,775,471.87	-46,338,078.35	-38.69%	
	11,483,864.37	4,204,186.74	7,279,677.63	173.15%	
	341,716,719.44	23,999,996.00	317,716,723.44	1,323.82%	CDMO
	61,840,384.90	18,260,752.48	43,579,632.42	238.65%	
	44,930,644.07	7,789,551.64	37,141,092.43	476.81%	100%
	-53,057,537.82	-27,298,820.55	-25,758,717.27	-94.36%	
	2,992,451,126.36	1,519,689,348.80	1,472,761,777.56	96.91%	

2

	2022 1-9	2021 1-9			
	5,217,592,886.95	2,029,816,801.54	3,187,776,085.41	157.05%	
	2,475,286,632.07	1,142,604,691.26	1,332,681,940.81	116.64%	
	16,303,036.80	10,004,693.86	6,298,342.94	62.95%	
	150,959,018.68	68,446,999.60	82,512,019.08	120.55%	
	393,571,959.93	187,523,262.56	206,048,697.37	109.88%	
	450,657,966.94	223,621,085.82	227,036,881.12	101.53%	
	-41,763,343.05	2,239,154.01	-44,002,497.06	-1,965.14%	
	11,908,552.12	4,186,166.78	7,722,385.34	184.47%	

	2022 1-9	2021 1-9			
	-21,431,821.70	15,735,386.12	-37,167,207.82	-236.20%	
	2,232,000.00	572,600.00	1,659,400.00	289.80%	
	-10,566,005.19	-16,947,812.66	6,381,807.47	37.66%	
	-5,463,446.88	-9,496,249.95	4,032,803.07	42.47%	
	227,580,076.54	32,656,561.35	194,923,515.19	596.89%	

3

	2022 1-9	2021 1-9			
	4,119,226,214.31	1,760,701,968.10	2,358,524,246.21	133.95%	
	338,954,205.76	115,422,900.24	223,531,305.52	193.66%	
	70,547,976.63	113,576,877.03	-43,028,900.40	-37.89%	
	898,813,773.43	503,212,117.41	395,601,656.02	78.62%	
	383,809,619.26	132,106,842.11	251,702,777.15	190.53%	
	2,232,000.00	11,103,378.34	-8,871,378.34	-79.90%	
	864,292,231.13	433,313,691.24	430,978,539.89	99.46%	
	15,328,264.09	94,942,832.04	-79,614,567.95	-83.86%	70%
	1,091,827,163.00	131,124,079.81	960,703,083.19	732.67%	
	867,224,653.51	142,900,138.49	724,324,515.02	506.87%	
	125,708,147.34	75,678,250.73	50,029,896.61	66.11%	
	21,696,322.38	50,404,517.99	-28,708,195.61	-56.96%	

	42,176		
		10	

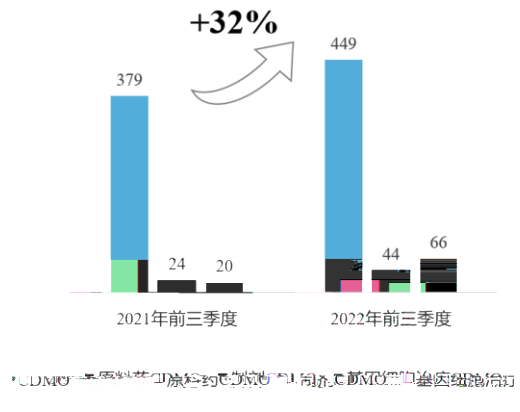
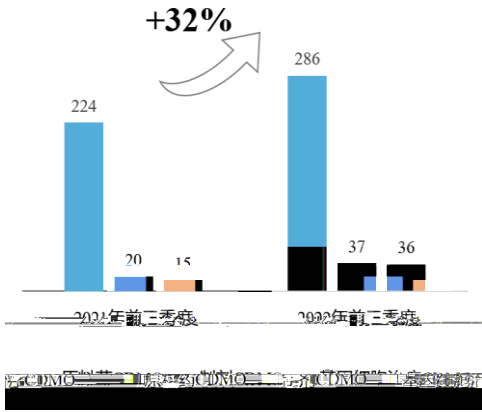
	44,167,891			44,167,891		25%
	44,195,030			44,195,030	2022 4 22	100%
	748,700			748,700	2022 4 22	100%
	258,750	30,000	30,000	258,750		25%

						2022 4 22 25% 36
	81,450	16,800	16,800	81,450		
						2022 4 22 25%
	72,000			72,000		
						25%
	11,025			11,025		25%
47 2019	467,400	467,400				
22 2020	582,000	285,000		285,000		36
2020 1	90,000	45,000		45,000		36
57 2021	778,800			748,800		24 36
13 2021	314,000			314,000		12 24 36
	92,300,521	904,200.00	106,800.00	91,461,121.00		

2022

单位：家

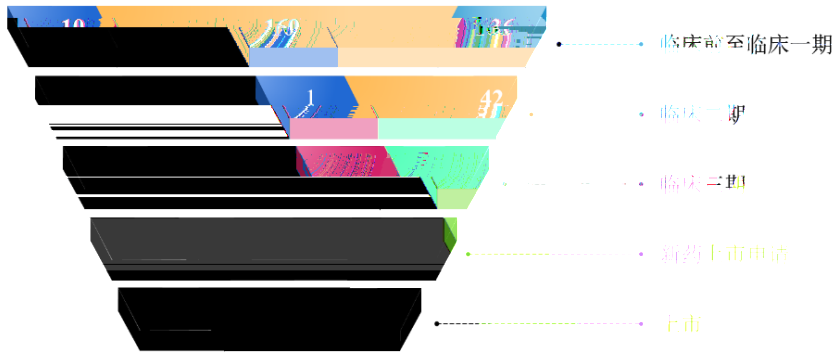
单位：个



2

3

2022	J-STAR	394	15%	J-STAR	559	32%	3
CDMO	36	4		CDMO	332		26



原料药CDMO业务 (332个)
 制剂CDMO业务 (26个*)
 基因细胞治疗CDMO业务 (36个)

*制剂CDMO服务项目中, 4个项目未知具体临床期

4

5	6	CDMO	-	-	2022	
	PV	19	API	127	39	21%
			Process Validation		PV	4

5 API

6 API

1

2022 09 30

	2022 9 30	2022 1 1
	3,234,314,467.49	1,216,870,789.10
		2,907,293.11
	1,249,617,968.61	1,035,069,446.63
	7,190,659.10	13,416,818.35
	50,988,150.43	32,571,437.69
	68,050,762.20	66,742,986.28
	1,078,963,404.83	757,387,527.32
	17,059,567.69	39,238,644.52
	90,963,817.30	46,725,895.44
	5,797,148,797.65	3,210,930,838.44
	381,638,035.85	377,130,857.54
	4,573,728.12	4,705,379.85
	1,984,122,070.38	1,748,203,062.70
	809,774,252.97	341,581,208.41
	236,634,935.74	226,712,952.53
	253,934,243.82	130,802,087.84
	332,190,123.10	280,426,228.69
	85,175,774.51	63,792,119.85
	72,305,380.99	58,915,700.14
	189,635,549.42	118,834,773.96
	4,349,984,094.90	3,351,104,371.51
	10,147,132,892.55	6,562,035,209.95

	431,142,317.52	389,662,412.19
	235,283,178.97	99,630,000.00
	1,484,364,456.01	514,700,549.84
	491,466,469.76	596,353,128.78
	94,383,455.72	63,679,957.26
	258,417,021.34	168,965,050.71
	82,179,522.63	63,281,266.48
	300,601,348.91	98,310,177.62
	73,437,393.52	119,775,471.87
	11,460,000.00	

2

	5,217,592,886.95	2,029,816,801.54
	5,217,592,886.95	2,029,816,801.54

	-25,760,885.43	-6,282,827.26
	-25,758,717.27	-6,278,516.45
1.		
2.		
3.		
4.		

	383,809,619.26	132,106,842.11
	284,913,331.99	242,032,364.54
	2,225,066,685.19	1,739,073,785.88
	2,303,661,711.51	250,627,959.49
		38,261,837.20
	2,232,000.00	11,103,378.34
		6,908,194.12
	2,232,000.00	56,273,409.66
	864,292,231.13	433,313,691.24
	26,500,000.00	27,000,000.00
	15,328,264.09	94,942,832.04
	72,045,875.00	
	978,166,370.22	555,256,523.28
	-975,934,370.22	-498,983,113.62
	400,000,000.00	361,225,642.98
	1,091,827,163.00	131,124,079.81
	30,630,000.00	30,000,000.00
	1,522,457,163.00	522,349,722.79
	867,224,653.51	142,900,138.49
	125,708,147.34	75,678,250.73
	21,696,322.38	50,404,517.99
	1,014,629,123.23	268,982,907.21
	507,828,039.77	253,366,815.58
	-32,244,987.98	58,930.36
	1,803,310,393.08	5,070,591.81
	1,076,917,414.97	1,171,743,764.93
	2,880,227,808.05	1,176,814,356.74