

PORTON

2016

2016 08



使命

健康每一天 再活一百年

()

.....2

.....6

.....10

.....23

.....36

.....41

.....44

.....128

| | | |
|---------------|--|---|
| | | |
| | | |
| | | Porton Europe NV |
| | | Porton Americas, Inc. |
| | | |
| | | Porton USA, L.L.C. |
| | | Porton Pharmaceutical Chemicals GmbH |
| | | |
| | | |
| | | |
| | | |
| | | 2016 1 1 -2016 6 30 |
| / | | / |
| | | GMP GMP |
| | | Innovator Drug New Drug |
| Porton Up 2.0 | | / |
| FDA | | Food and Drug Administration |
| | | Johnson & Johnson Janssen Pharmaceutica NV |
| | | Gilead Sciences, Inc. |
| | | Pfizer Inc. |
| | | F. Hoffmann-La Roche Ltd. |

| | | |
|-------|--|--|
| | | Novartis AG |
| | | Boehringer Ingelheim GmbH |
| | | Bristol-Myers Squibb Company |
| | | Sanofi-Aventis SA |
| | | Merck & Co., Inc. |
| Mylan | | Mylan N.V. |
| Lupin | | Lupin Pharmaceutica, Inc. |
| CMO | | Custom Development and Manufacturing Organization |
| GMP | | Good Manufacturing Practice |
| EHS | | Environment, Health and Safety |
| | | |
| | | www.cninfo.com.cn |
| PCT | | Patent Cooperation Treaty |
| | | Generic Drug |
| | | |
| | | |
| | | |

| | | | |
|--|--|----|--|
| | | | 300363 |
| | | | |
| | | | |
| | | | Porton Fine Chemicals Ltd. |
| | | | Porton |
| | | | |
| | | | |
| | | | 401221 |
| | | 18 | 6 |
| | | | 401121 |
| | | | http://www.porton.cn |
| | | | porton.db@porton.cn |

| | | |
|--|--|--|
| | | |
| | | |
| | 6 | 18 |
| | 18 | 6 |
| | 023-67038625 | 023-67038625 |
| | 023-67866760 | 023-67866760 |
| | porton.db@porton.cn | porton.db@porton.cn |

| | |
|--|--|
| | |
| | |

| | | | |
|---|------------------|------------------|---------|
| | | | |
| | 612,829,674.92 | 536,805,953.41 | 14.16% |
| | 92,900,585.39 | 55,446,763.38 | 67.55% |
| | 95,824,760.32 | 54,071,325.94 | 77.22% |
| | 103,444,950.44 | 142,097,261.74 | -27.20% |
| / | 0.2433 | 0.5215 | -53.35% |
| / | 0.22 | 0.20 | 10.00% |
| / | 0.22 | 0.20 | 10.00% |
| | 8.02% | 6.70% | 1.32% |
| | 8.27% | 6.53% | 1.74% |
| | | | |
| | 2,660,721,169.42 | 2,379,401,254.40 | 11.82% |
| | 1,197,339,204.31 | 1,119,470,419.07 | 6.96% |
| / | 2.8166 | 2.6549 | 6.09% |

| | |
|---|-------------|
| | 425,102,163 |
| / | 0.2185 |

| | | |
|--|---------------|--|
| | | |
| | -4,161,043.71 | |
| | | |
| | 784,451.00 | |
| | | |
| | | |

2

1

2016 1-6

33

1

| Year | CMO | EHS | GMP | CMO | CMO |
|------|-----|----------------|--------|-----|-----|
| 2016 | 12 | 12.04% | 19.70% | 5 | 20 |
| | | 612,829,674.92 | 14.16% | | CMO |
| | | 92,900,585.39 | 67.55% | | |

| Year | CMO | CMO |
|------|-----|-----|
| 2016 | 1 | CMO |

| Year | CMO | CMO | Porton Up 2.0 |
|------|-----|------|---------------|
| 2016 | | 2015 | |

| Year | GSK | 200 | 2016 |
|------|---------------|--------|------|
| | | 73% | |
| | 80,637,697.84 | 17.08% | |

2

| | | 2016 | | | |
|------|---|-------------|------|-------|---------|
| | | GMP | API | | |
| | | HPAPIs | ADCs | | |
| 10 | | | | | 9 |
| 2016 | | 2,607.93 | | 4.26% | |
| | | | 259 | | |
| | 1 | | | | 24 (17 |
| 7 |) | 18 | PCT | 1 | |
| | 3 | | | | |
| | | | 110 | | |
| | | | | EHS | |
| | | Mylan Lupin | | CMO | GMP |
| | | | | | |
| | | | | | |
| 4 | | | | | |
| | | | CMO | | EHS |
| | | EHS | | | |
| | | | EHS | | |
| 2016 | | | | | FDA 5 |
| | | GMP | | GMP | |
| | | | | | |
| 5 | | | | | |
| | | | EHS | | |
| | | | | | 1 |
| | | | | | |
| CMO | | | CMO | | |

| | | | | |
|--|----------------|-----------------|----------|--------------|
| | 612,829,674.92 | 536,805,953.41 | 14.16% | |
| | 360,146,368.08 | 380,094,570.48 | -5.25% | |
| | 7,801,256.99 | 6,675,178.97 | 16.87% | |
| | 99,994,404.86 | 75,998,640.62 | 31.57% | |
| | 14,110,140.22 | 9,232,306.94 | 52.83% | |
| | 24,958,693.08 | 14,567,656.46 | 71.33% | |
| | 26,079,262.41 | 21,088,218.79 | 23.67% | |
| | 103,444,950.44 | 142,097,261.74 | -27.20% | |
| | -84,665,690.50 | -266,169,643.35 | 68.19% | |
| | 128,075,751.28 | 37,065,198.53 | 245.54% | |
| | 148,523,234.12 | -86,870,642.34 | 270.97% | |
| | 251,148,671.96 | 109,254,392.97 | 129.88% | |
| | 3,987,100.00 | 2,320,000.00 | 71.86% | |
| | | 22,634,028.41 | -100.00% | 2015 2016 |
| | 43,147,438.70 | 26,117,850.31 | 65.20% | |
| | 528,708,664.00 | 343,335,176.42 | 53.99% | |
| | 44,684,657.79 | 18,840,040.69 | 137.18% | |
| | 113,441,099.58 | 63,403,120.93 | 78.92% | |

| | | | | |
|--|----------------|----------------|-----------|--|
| | 6,528,787.07 | 2,338,074.94 | 179.24% | |
| | 5,388,081.64 | -3,568,790.56 | 250.98% | |
| | -147,039.32 | | | |
| | 859,687.56 | 1,734,103.77 | -50.42% | |
| | 4,299,538.48 | 117,690.24 | 3,553.27% | |
| | 5,640,008.69 | 2,248,746.80 | 150.81% | |
| | 2,215,864.17 | | | |
| | 1,050,000.00 | 726,425.00 | 44.54% | |
| | 105,283,615.07 | 243,793,968.35 | -56.81% | |
| | 499,992.60 | 23,102,100.00 | -97.84% | |
| | 2,147,947.00 | | | |

5 5

5

| | 2016 1-6 | 2015 1-6 |
|-----|----------------|----------------|
| 5 | 114,138,404.64 | 186,625,205.41 |
| 5 % | 49.65 | 67.31 |

5

2015 7 31

5

| | 2016 1-6 | 2015 1-6 |
|-----|----------------|----------------|
| 5 | 489,162,737.07 | 429,555,586.15 |
| 5 % | 79.82 | 80.02 |

6

7

2016

26,079,262.41

4.26%


2016

| | | | |
|--|--|------|--|
| | | | |
| | | | |
| | | | |
| | | | |
| | | 2005 | |
| | | 2013 | |

| | | | |
|--|--|------|--|
| | | | |
| | | 2013 | |

2013

2



Adis R&D Insight Database. Accessed March 2016.

2

BCC Research 2019 395
 2014-2019 6%

2019 3,867 10.6%

3:

⌘

| | | | | | |
|--|------|------|------|------|-----------|
| | 2012 | 2013 | 2014 | 2019 | 2014-2019 |
|--|------|------|------|------|-----------|

44% 70%

Sovaldi

ViekiraPak
IMS Health 2020 Daclatasvir/Asunaprevir 440-550

IMS Health 2020 200-300

2

GBI Research 1-2.5 Catalent Lonza BI DSM

CMO

CMO CMO CMO CMO CMO
CMO GMP CMO CMO

10

1

11

1

1

| | |
|--|-----------|
| | 27,284.38 |
| | 1,032.58 |
| | 27,218.81 |

| | | | | | | | |
|-----|-----------|----------|-----------|--------|--|----|----|
| | | | | | | | |
| GMP | | | | | | | |
| 109 | 10,591.74 | 13.49 | 1,932.40 | 18.24% | | | |
| | 69,741.72 | 5,845.38 | 49,376.68 | -- | | -- | -- |

3

1

2

4

1

2

3

1

1

2

3

2016 3 10 > 132 391.5 < 2016 4 22 2016

3 28 2016 2016-045

9.34 / 123 344 2016 4 26 2016 4 26 2016-061

2016-062 2016 5 25

2016 5 23 2016-065

1

2

3

4

| | | | | | | | |
|----------|---------|------|----|------|------------------|--------|---------------|
| 1 | 2016 | 2 | 25 | | 1 | | |
| | 17.6553 | | | | | | |
| | | | | | 2016 | 5 | 27 |
| 2 | 2015 | 11 | 2 | | 2 | | 17.6553 |
| | | | | | | | |
| | | | | | | | 60.42 |
| | | 2016 | 1 | 13 | | | 60.42 |
| 3 | 2015 | 12 | 21 | | | | |
| 221.4334 | | | | | | | |
| | | 2016 | 2 | 16 | | | 221.4334 |
| 4 | 2015 | 12 | 28 | 2015 | | | |
| | 2,000 | | | | ³ 10% | | |
| | | | | | | | 2,000 |
| 1 | | | | | | | |
| | | | | | | 10.1.3 | 10.1.5 |
| | | | | 1 | 3 | | |
| 2 | | | | | | | 10.1.3 10.1.5 |
| | | | | | | | 2 |
| 3 | | | | | | | |

| | | |
|--|------------|--|
| | | |
| | 2015 12 11 | |

| | | |
|----------|-----------|--|
| 2015-135 | | |
| 2016-016 | 2016 2 19 | |

1

1

2

3

| | | | | | |
|---|--|------------|---------------------|---------------------------------------|----------------|
| 1 | 2013 4 1 | 2022 3 31 | Kantoor Van Hees NV | 3e Verdieping Kantoor 99 Antwerpen 99 | |
| | Turnhout, Belgium | 14,568.00 | | | |
| 2 | 2013 5 1 | 2016 4 30 | Dominick Gagliostro | Jennifer Gagliostro | 773 |
| | Bloomfield Avenue, Verona, New Jersey, USA | | 2013 5 1 | 2015 4 30 | 1,908.00 |
| | 2015 5 1 | 2016 4 30 | | | 1,983.00 |
| 3 | 2013 6 19 | 2016 9 30 | | | |
| | 71 71 1 | | B2 1 B | D | 2013 6 19 2015 |
| 6 | 30 | 938,916.98 | 2015 7 1 | 2016 9 30 | 946,858.64 |
| 4 | 2014 7 1 | 2017 6 30 | | | |
| | 1299 | 4 5 | | | 1,950,000.00 |
| 5 | 2016 5 4 | 2017 2 28 | Purdue Pharma L.P. | 6 Cedar Brook Drive, Cranbury, | |
| | New Jersey, 08512 | C | 29,895 | | 500,000.00 |
| 6 | 2013 11 1 | 2019 10 30 | | | |
| | | | | | 324,000.00 |

| | | | |
|----------|-----|----------|--|
| A3+B3+C3 | | A4+B4+C4 | |
| A4+B4+C4 | | 6.65% | |
| | | | |
| D | | | |
| E | 70% | 3,246.80 | |
| 50% | | F | |
| D+E+F | | 3,246.80 | |
| | | | |
| | | | |

2016 6 30

92,658,666.07

1

| | | | | | |
|--|--|-----------|---------------|------------------------------|--|
| | | | | | |
| | | | 2015 11 23 | 2015 11 23 -2016 11 23 | |
| | | 2015 8 28 | 2015 08 28 | 2015 8 28 -2016 2 28 | |

8


2014 01
29 --2017
1 29

| | | | | | |
|--|-----------|---|---------------|-----------------------------|--|
| | Shao 9 | | | | |
| | 26 | | 2014 01 29 | 2014 1 29 --2017 1 29 | |
| | | | 2013 12 19 | | |
| | | | 2013 12 19 | | |
| | | : | 2013 12 19 | 2014 1 29 --2017 1 29 | |



| | | | | | |
|--|--|---|--|---------------|--|
| | | | | | |
| | | : | | 2014 01 29 | |
| | | | | 2011 03 31 | |

| | | | | | |
|--|--|----------------------------------|---------------|--------------------|--|
| | | | | | |
| | | : 2011 4 1 | | | |
| | | | 2011 03 31 | | |
| | | " | 2011 03 31 | | |
| | | | 2011 03 31 | | |
| | | | 2013 12 19 | | |
| | | 2015 7 10 2015 7 10 -2016 1 9 | 2015 07 10 | 2015 7 10 -2016 | |



| | | | | | | |
|------------|-----------|-----------|--------------------|-----------|------------|------------|
| 7 | | | | | | 3,900,000 |
| | 2016 3 17 | | | | | 2016 |
| 3 18 | | | | 2016-039 | | |
| 8 | 5% | Qing Shao | | | 12,000,000 | |
| | 2016 3 28 | | | 2016 3 29 | | |
| | | | 2016-046 | | | |
| 9 | 5% | Qing Shao | | | | |
| 14,212,500 | 2016 3 29 | | | | | |
| | 2016 3 30 | | | 2016-048 | | |
| 10 | | | | | 14,003,000 | |
| | | | 2016 3 31 | | | |
| | | | 17,589,150 | 2016 4 1 | | |
| | | | 2016 4 5 | | | |
| | 2016-050 | | | | | |
| 11 | | | | | 3,195,000 | |
| | | | | 2016 4 5 | | |
| | 2016 4 6 | | | | | 2016-051 |
| 12 | | | | | | 11,800,000 |
| 4,427,000 | | | | 2016 4 6 | | |
| | | | | | 11,539,999 | 2016 4 |
| 7 | | | | | 2016 4 8 | |
| | | | | 2016-052 | | |
| 13 | | | | | 6,455,000 | |
| | 2016 4 19 | | | | | |
| | 3,517,837 | | | 2016 4 20 | | |
| | | | | 2016 4 22 | | |
| | 2016-055 | | | | | |
| 14 | | | | | | |
| | 4,140,000 | 2,760,000 | 2,760,000 | 2016 4 26 | | |
| | | | | 2016 4 27 | | |
| | 2016-063 | | | | | |
| 15 | | | | | | 3,873,000 |
| 2,600,000 | | | | 2016 5 10 | | |
| | | | | 2,582,000 | | |
| | 2016 5 11 | | | 2016 5 12 | | |
| | 2016-064 | | | | | |
| 1 | | | | | | |
| 1,000 | | | Porton USA, L.L.C. | 2016 1 18 | | |
| | 2016-003 | | Porton USA,L.L.C. | | | |
| | | | | | 2016 3 30 | |
| | | | | 2016-047 | | |
| 2 | 2015 | | | | | |

10%

2016 2 19

2016-016

1

2016

2016 3 18

2016-038

2

2015

Alois Antoon Lemmens

1

| | 278,293,063 | 66.00% | 3,440,000 | | | -68,400 | 3,371,600 | 281,664,663 | 66.26% |
|---|-------------|---------|-----------|--|--|---------|-----------|-------------|---------|
| 3 | 234,043,063 | 55.51% | 3,440,000 | | | -68,400 | 3,371,600 | 237,414,663 | 55.85% |
| | 2,691,400 | 0.64% | | | | | | 2,691,400 | 0.63% |
| | 231,351,663 | 54.87% | 3,440,000 | | | -68,400 | 3,371,600 | 234,723,263 | 55.22% |
| 4 | 44,250,000 | 10.49% | | | | | | 44,250,000 | 10.41% |
| | 44,250,000 | 10.49% | | | | | | 44,250,000 | 10.41% |
| | 143,369,100 | 34.00% | | | | 68,400 | 68,400 | 143,437,500 | 33.74% |
| 1 | 143,369,100 | 34.00% | | | | 68,400 | 68,400 | 143,437,500 | 33.74% |
| | 421,662,163 | 100.00% | 3,440,000 | | | | 3,440,000 | 425,102,163 | 100.00% |

| | | | | | |
|---|------|---|--------|-------------|--------|
| 1 | | | | 123 | 344 |
| | 2016 | 5 | 25 | 425,102,163 | |
| 2 | | | | | 68,400 |
| | | | 68,400 | 68,400 | |
| 1 | | | | 123 | 344 |
| | 2016 | 5 | 25 | 425,102,163 | |
| 2 | | | | | 68,400 |
| | | | 68,400 | 68,400 | |

| | | | | | | |
|-----|-------------|--------|-----------|-------------|----|----------------------------|
| | 3,593,722 | | | 3,593,722 | | 2017-01-29 |
| | 3,042,477 | | | 3,042,477 | | 2017-01-29 |
| | 16,189,675 | | | 16,189,675 | | 2017-01-29 |
| | 5,110,380 | | | 5,110,380 | | 2017-01-29 |
| | 2,691,400 | | | 2,691,400 | | 2016-11-23 |
| 123 | | | 3,440,000 | 3,440,000 | | 12 24 36 33% 33% 34% |
| | 598,725 | 36,225 | | 562,500 | | 2017-01-29 |
| | 112 | 112 | | | -- | -- |
| | 278,293,063 | 68,400 | 3,440,000 | 281,664,663 | -- | -- |

| | | | | | | | |
|-----------|--|--------|------------|--|------------|--------|------------|
| | | | | | | | 18,634 |
| 5% | | | | | | | |
| | | | | | | | |
| | | 17.09% | 72,650,008 | | 72,650,008 | | 45,020,000 |
| | | 13.09% | 55,662,507 | | 55,662,507 | | 41,730,000 |
| | | 13.09% | 55,662,506 | | 55,662,506 | | 20,605,000 |
| Qing Shao | | 9.26% | 39,375,000 | | 39,375,000 | | 21,000,000 |
| | | 2.65% | 11,273,133 | | 11,230,383 | 42,750 | 5,690,000 |

| | | | | | | | | |
|----|---|-------|-----------|--|-----------|-----------|--|-----------|
| | | | | | | | | |
| | | 1.74% | 7,400,377 | | | 7,400,377 | | |
| | | 1.51% | 6,413,250 | | | 6,413,250 | | |
| | | 1.20% | 5,110,383 | | 5,110,383 | | | |
| | | 1.15% | 4,870,546 | | | 4,870,546 | | |
| 10 | | | | | | | | |
| 3 | | | | | | | | |
| | 1 | | | | | | | |
| | 2 | | | | | | | |
| 10 | | | | | | | | |
| | | | | | | | | |
| | | | | | | | | |
| | | | | | | 9,059,413 | | 9,059,413 |
| | | | | | | 7,400,377 | | 7,400,377 |
| | | | | | | 6,413,250 | | 6,413,250 |
| | | | | | | 4,870,546 | | 4,870,546 |
| | | | | | | 4,542,302 | | 4,542,302 |
| | | | | | | 3,601,000 | | 3,601,000 |

| | | | |
|-------|--|-----------|-----------|
| | | | |
| | | 2,224,282 | 2,224,282 |
| | | 2,000,000 | 2,000,000 |
| | | 1,999,932 | 1,999,932 |
| (LOF) | | 1,554,652 | |

1

| | | | | | | | | | | |
|-----------------------------|--|--|------------|--|--|------------|--|--|--|--|
| | | | | | | | | | | |
| | | | 72,650,008 | | | 72,650,008 | | | | |
| | | | 11,273,133 | | | 11,273,133 | | | | |
| | | | 55,662,506 | | | 55,662,506 | | | | |
| Alois Antoon Lemmens | | | 3,750,000 | | | 3,750,000 | | | | |
| Thomas Gunn Archibald | | | 375,000 | | | 375,000 | | | | |
| Johnson YN Lau | | | | | | | | | | |
| | | | | | | | | | | |
| | | | | | | | | | | |
| | | | | | | | | | | |
| | | | | | | | | | | |

| | | | | | | | | | |
|-----------------------|----|----|-------------|--|--|-------------|---------|--|---------|
| | | | | | | | | | |
| Edward Ming Guo | | | | | | | | | |
| | | | 3,593,722 | | | 3,593,722 | | | |
| | | | | | | | | | |
| | | | 149 | | | 149 | | | |
| | | | | | | | | | |
| | | | 3,042,477 | | | 3,042,477 | | | |
| | | | 750,000 | | | 750,000 | | | |
| QING YU | | | | | | | | | |
| | | | 750,000 | | | 750,000 | | | |
| | | | 750,000 | | | 750,000 | | | |
| | | | 610,800 | | | 610,800 | | | |
| Jianguo Ma | | | | | | | | | |
| | | | | | | | 120,000 | | 120,000 |
| | -- | -- | 153,207,795 | | | 153,207,795 | 120,000 | | 120,000 |

2

| | | | | |
|--|--|--|------------|-----------|
| | | | | |
| | | | 2016 03 22 | |
| | | | 2016 03 22 | 2015 6 30 |

| | | | | |
|--------------------|--|--|------------|--|
| Edward Ming Guo | | | 2016 03 22 | |
| | | | 2016 03 22 | |
| Johnson YN Lau | | | 2016 03 22 | |
| | | | 2016 03 22 | |
| | | | 2016 03 22 | |
| | | | 2016 03 22 | |
| | | | 2016 03 28 | |

1

2016 06 30

| | | |
|--|----------------|----------------|
| | | |
| | | |
| | 251,148,671.96 | 109,254,392.97 |
| | | |
| | | |
| | | |
| | | |
| | 3,987,100.00 | 2,320,000.00 |
| | 306,977,965.48 | 262,940,407.98 |
| | 47,876,540.45 | 59,539,766.04 |
| | | |
| | | |
| | | |
| | | |
| | 8,805,282.43 | 8,030,351.67 |
| | | |
| | 325,856,510.50 | 281,372,005.98 |
| | | 22,634,028.41 |

| | | |
|--|------------------|------------------|
| | | |
| | 43,147,438.70 | 26,117,850.31 |
| | 987,799,509.52 | 772,208,803.36 |
| | | |
| | | |
| | | |
| | | |
| | 459,094.54 | 606,133.86 |
| | 36,991,254.14 | |
| | 896,494,039.00 | 930,597,342.22 |
| | 472,568,618.02 | 403,417,275.45 |
| | | |
| | | |
| | | |
| | | |
| | 104,482,936.84 | 113,012,125.47 |
| | | |
| | 150,782,897.85 | 150,782,897.85 |
| | | 12,396.87 |
| | 11,142,819.51 | 8,764,279.32 |
| | | |
| | 1,672,921,659.90 | 1,607,192,451.04 |
| | 2,660,721,169.42 | 2,379,401,254.40 |
| | | |
| | 528,708,664.00 | 343,335,176.42 |
| | | |
| | | |
| | | |
| | | |
| | 99,148,323.13 | 93,541,184.93 |
| | 218,212,350.19 | 221,336,618.62 |

| | | |
|--|------------------|------------------|
| | 2,089,363.84 | 2,879,325.05 |
| | | |
| | | |
| | 22,610,767.63 | 19,940,354.20 |
| | 44,684,657.79 | 18,840,040.69 |
| | 445,467.36 | 502,275.42 |
| | | |
| | 113,441,099.58 | 63,403,120.93 |
| | | |
| | | |
| | | |
| | | |
| | 135,574,412.28 | 126,239,515.13 |
| | | |
| | 1,164,915,105.80 | 890,017,611.39 |
| | | |
| | 240,974,664.04 | 309,837,558.96 |
| | | |
| | | |
| | | |
| | | |
| | | |
| | | |
| | | |
| | | |
| | 240,974,664.04 | 309,837,558.96 |
| | 1,405,889,769.84 | 1,199,855,170.35 |
| | | |
| | 425,102,163.00 | 421,662,163.00 |
| | | |
| | | |

| | | |
|--|------------------|------------------|
| | | |
| | 254,122,325.48 | 225,432,725.48 |
| | 32,129,600.00 | |
| | -9,216,065.95 | -11,050,752.32 |
| | | |
| | 48,126,426.32 | 48,126,426.32 |
| | | |
| | 511,333,955.46 | 435,299,856.59 |
| | 1,197,339,204.31 | 1,119,470,419.07 |
| | 57,492,195.27 | 60,075,664.98 |
| | 1,254,831,399.58 | 1,179,546,084.05 |
| | 2,660,721,169.42 | 2,379,401,254.40 |

2

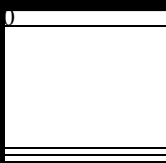
| | | |
|--|--|--|
| | | |
| | | |

| | | |
|--|------------------|------------------|
| | | |
| | | |
| | | |
| | 474,325,966.72 | 474,466,536.04 |
| | | |
| | 637,922,531.99 | 556,126,895.96 |
| | 311,751,987.57 | 160,574,252.28 |
| | | |
| | | |
| | | |
| | 54,234,102.04 | 55,204,892.35 |
| | | |
| | | |
| | 4,543,051.35 | 4,213,308.35 |
| | | |
| | 1,482,777,639.67 | 1,250,585,884.98 |
| | 2,349,903,338.64 | 2,052,917,435.95 |
| | | |
| | 435,721,104.00 | 253,299,176.42 |
| | | |
| | | |
| | 103,348,323.13 | 93,541,184.93 |
| | 150,123,237.42 | 119,299,552.98 |
| | 270,361.22 | 55,900,880.92 |
| | 9,895,195.08 | 11,918,701.69 |
| | 11,585,563.35 | 8,580,286.55 |
| | 424,414.56 | 435,434.20 |
| | | |
| | 140,824,006.49 | 56,198,696.55 |
| | | |
| | 103,379,524.85 | 102,122,904.40 |

| | | |
|--|------------------|------------------|
| | | |
| | 955,571,730.10 | 701,296,818.64 |
| | | |
| | 158,905,658.20 | 207,826,495.27 |
| | | |
| | | |
| | | |
| | | |
| | | |
| | | |
| | | |
| | | |
| | 158,905,658.20 | 207,826,495.27 |
| | 1,114,477,388.30 | 909,123,313.91 |
| | | |
| | 425,102,163.00 | 421,662,163.00 |
| | | |
| | | |
| | | |
| | 292,338,295.82 | 263,648,695.82 |
| | 32,129,600.00 | |
| | | |
| | | |
| | 48,126,426.32 | 48,126,426.32 |
| | 501,988,665.20 | 410,356,836.90 |
| | 1,235,425,950.34 | 1,143,794,122.04 |
| | 2,349,903,338.64 | 2,052,917,435.95 |

3

| | | |
|--|--|--|
| | | |
|--|--|--|



| | | |
|----|---------------|---------------|
| | -2,585,532.65 | -2,362,034.29 |
| | 1,836,749.31 | -5,045,342.74 |
| | 1,834,686.37 | -5,041,572.51 |
| | | |
| 1. | | |
| 2. | | |
| | 1,834,686.37 | -5,041,572.51 |
| 1. | | |
| 2. | | |
| 3. | | |
| 4. | | |
| 5. | 1,834,686.37 | -5,041,572.51 |
| 6. | | |
| | 2,062.94 | -3,770.23 |
| | 92,151,802.05 | 48,039,386.35 |
| | 94,735,271.76 | 50,405,190.87 |
| | -2,583,469.71 | -2,365,804.52 |
| | | |
| | 0.22 | 0.20 |
| | 0.22 | 0.20 |

| | | |
|----|----------------|----------------|
| | | |
| | 518,052,206.33 | 401,418,244.56 |
| | 301,691,751.92 | 283,247,623.49 |
| | 3,923,488.26 | 2,249,018.84 |
| | 3,962,507.76 | 3,464,472.44 |
| | 60,326,623.35 | 57,988,550.28 |
| | 11,875,408.03 | 6,319,785.14 |
| | 3,949,031.31 | 975,797.42 |
| | | |
| | -147,039.32 | |
| | -147,039.32 | |
| | 132,176,356.38 | 47,172,996.95 |
| | 722,983.93 | 1,684,043.77 |
| | 50,604.43 | |
| | 4,280,743.77 | 111,500.00 |
| | 4,198,439.11 | |
| | 128,618,596.54 | 48,745,540.72 |
| | 20,120,281.72 | 6,190,420.15 |
| | 108,498,314.82 | 42,555,120.57 |
| | | |
| | | |
| 1. | | |
| 2. | | |
| | | |
| 1. | | |
| 2. | | |

| | | |
|----|----------------|---------------|
| | | |
| 3. | | |
| 4. | | |
| 5. | | |
| 6. | | |
| | 108,498,314.82 | 42,555,120.57 |
| | | |
| | | |
| | | |

5

| | | |
|--|----------------|----------------|
| | | |
| | | |
| | 567,265,260.91 | 594,053,541.41 |
| | | |
| | | |
| | | |
| | | |
| | | |
| | | |
| | | |
| | | |
| | | |
| | | |
| | | |
| | 22,836,638.20 | 23,259,862.93 |
| | 5,640,008.69 | 2,248,746.80 |
| | 595,741,907.80 | 619,562,151.14 |
| | 308,165,429.50 | 320,281,497.63 |

| | | |
|--|----------------|-----------------|
| | | |
| | | |
| | | |
| | | |
| | | |
| | 114,449,715.49 | 93,174,003.43 |
| | 35,082,466.50 | 31,707,361.73 |
| | 34,599,345.87 | 32,302,026.61 |
| | 492,296,957.36 | 477,464,889.40 |
| | 103,444,950.44 | 142,097,261.74 |
| | | |
| | 20,000,000.00 | |
| | | |
| | 2,215,864.17 | |
| | | |
| | 1,050,000.00 | 726,425.00 |
| | 23,265,864.17 | 726,425.00 |
| | 105,283,615.07 | 243,793,968.35 |
| | 499,992.60 | 23,102,100.00 |
| | | |
| | | |
| | 2,147,947.00 | |
| | 107,931,554.67 | 266,896,068.35 |
| | -84,665,690.50 | -266,169,643.35 |
| | | |
| | 32,129,685.00 | |
| | | |
| | 687,927,818.00 | 575,473,377.72 |
| | | |

| | | |
|--|----------------|----------------|
| | 6,629,492.88 | 9,705,026.57 |
| | 726,686,995.88 | 585,178,404.29 |
| | 563,182,687.46 | 458,794,194.60 |
| | 35,406,810.57 | 30,121,972.09 |
| | | |
| | 21,746.57 | 59,197,039.07 |
| | 598,611,244.60 | 548,113,205.76 |
| | 128,075,751.28 | 37,065,198.53 |
| | 1,668,760.65 | 136,540.74 |
| | 148,523,771.87 | -86,870,642.34 |
| | 93,879,349.89 | 274,846,798.45 |
| | 242,403,121.76 | 187,976,156.11 |

6

| | | |
|--|----------------|----------------|
| | | |
| | | |
| | 411,069,802.60 | 459,639,554.17 |
| | 21,915,502.24 | 22,599,827.59 |
| | 1,155,069.82 | 6,942,176.49 |
| | 434,140,374.66 | 489,181,558.25 |
| | 213,942,733.70 | 246,076,753.58 |
| | 66,511,187.19 | 64,001,229.98 |
| | 20,363,466.87 | 22,985,205.01 |
| | 83,624,780.57 | 136,154,514.63 |
| | 384,442,168.33 | 469,217,703.20 |
| | 49,698,206.33 | 19,963,855.05 |
| | | |
| | 20,000,000.00 | |


| | | |
|--|----------------|-----------------|
| | | |
| | 2,215,414.17 | |
| | | |
| | 550,000.00 | |
| | 22,765,414.17 | |
| | 76,306,577.91 | 121,197,893.09 |
| | 506,470.00 | 63,102,100.00 |
| | | |
| | 750,000.00 | |
| | 77,563,047.91 | 184,299,993.09 |
| | -54,797,633.74 | -184,299,993.09 |
| | | |
| | 32,129,600.00 | |
| | 580,287,698.00 | 440,959,916.78 |

| | | | | | | | | | | | | |
|---|--------------|--|--|--|---------------|---------------|--|--|--|--|--|--|
| | | | | | | | | | | | | |
| | 3,440,000.00 | | | | 28,689,600.00 | 32,129,600.00 | | | | | | |
| 1 | | | | | | | | | | | | |
| 2 | | | | | | | | | | | | |
| 3 | 3,440,000.00 | | | | 28,689,600.00 | 32,129,600.00 | | | | | | |
| 4 | | | | | | | | | | | | |

| | | | | | | | | | | | | | | |
|---|--|----------------|--|--|--|----------------|---------------|---------------|--|---------------|--|----------------|---------------|------------------|
| | | | | | | | | | | | | | | |
| 4 | | | | | | | | | | | | | | |
| | | | | | | | | | | | | | | |
| 1 | | | | | | | | | | | | | | |
| 2 | | | | | | | | | | | | | | |
| | | | | | | | | | | | | | | |
| | | 425,102,163.00 | | | | 254,122,325.48 | 32,129,600.00 | -9,216,065.95 | | 48,126,426.32 | | 511,333,955.46 | 57,492,195.27 | 1,254,831,399.58 |

24 0. 189 87.14 348 refd(24 0. 189 87.14 34f*572d(24 0. 189 87.14 3.62 red(24 0. 189 87.14 3.62 red(24 0. 189 87.14 3.BDC Od(24 0. 189 87.14 3eWhBT0 g/C241 9 Tf340.859.48 re6 Td re3 55.24 18

| | | | | | | | | | | | | | | |
|--|--|----------------|--|--|--|----------------|--|---------------|--|---------------|--|----------------|---------------|----------------|
| | | | | | | | | | | | | | | |
| | | | | | | | | | | | | | | |
| | | | | | | | | | | | | | | |
| | | | | | | | | | | | | | | |
| | | | | | | | | | | | | | | |
| | | 109,000,000.00 | | | | 325,184,189.41 | | -9,048,838.95 | | 37,327,743.11 | | 348,347,702.20 | 63,612,486.45 | 874,423,282.22 |





| | | | | | | | | | | | | | |
|---|----------------|--|--|--|----------------|--|---------------|--|---------------|--|----------------|---------------|----------------|
| | 312,662,163.00 | | | | -99,751,463.93 | | -2,001,913.37 | | 10,798,683.21 | | 86,952,154.39 | -3,536,821.47 | 305,122,801.83 |
| | | | | | | | -2,001,913.37 | | | | 110,394,837.60 | -4,762,691.06 | 103,630,233.17 |
| | 9,505,242.00 | | | | 203,405,457.07 | | | | | | | 1,225,869.59 | 214,136,568.66 |
| 1 | 9,505,242.00 | | | | 207,828,911.55 | | | | | | | | 217,334,153.55 |
| 2 | | | | | | | | | | | | | |
| 3 | | | | | | | | | | | | | |
| 4 | | | | | -4,423,454.48 | | | | | | | 1,225,869.59 | -3,197,584.89 |
| | | | | | | | | | 10,798,683.21 | | -23,442,683.21 | | -12,644,000.00 |
| 1 | | | | | | | | | | | | | |



PORTON

2016

| | | | | | | | | | | | |
|---|----------------|--|--|--|----------------|---------------|--|--|---------------|----------------|------------------|
| | 421,662,163.00 | | | | 263,648,695.82 | | | | 48,126,426.32 | 410,356,836.90 | 1,143,794,122.04 |
| | 3,440,000.00 | | | | 28,689,600.00 | 32,129,600.00 | | | | 91,631,828.30 | 91,631,828.30 |
| | | | | | | | | | | 108,498,314.82 | 108,498,314.82 |
| | 3,440,000.00 | | | | 28,689,600.00 | 32,129,600.00 | | | | | |
| 1 | | | | | | | | | | | |
| 2 | | | | | | | | | | | |
| 3 | 3,440,000.00 | | | | 28,689,600.00 | 32,129,600.00 | | | | | |
| 4 | | | | | | | | | | | |
| | | | | | | | | | | -16,866,486.52 | -16,866,486.52 |
| 1 | | | | | | | | | | | |
| 2 | | | | | | | | | | -16,866,486.52 | -16,866,486.52 |
| 3 | | | | | | | | | | | |
| | | | | | | | | | | | |
| 1 | | | | | | | | | | | |
| 2 | | | | | | | | | | | |
| 3 | | | | | | | | | | | |



| | | | | | | | | | | | |
|---|----------------|--|--|--|-----------------|--|--|--|---------------|----------------|----------------|
| 3 | | | | | | | | | | | |
| 4 | | | | | | | | | | | |
| | | | | | | | | | 10,798,683.21 | -23,442,683.21 | -12,644,000.00 |
| 1 | | | | | | | | | 10,798,683.21 | -10,798,683.21 | |
| 2 | | | | | | | | | | -12,644,000.00 | -12,644,000.00 |
| 3 | | | | | | | | | | | |
| | 303,156,921.00 | | | | -303,156,921.00 | | | | | | |
| 1 | 303,156,921.00 | | | | -303,156,921.00 | | | | | | |
| 2 | | | | | | | | | | | |
| 3 | | | | | | | | | | | |
| 4 | | | | | | | | | | | |

4

5

1

2

2

13

14

3

| | |
|--|--|
| | |
| | |
| | |

| 1 | 1 | 5.00% | 5.00% |
|---|---|---------|---------|
| 1 | 2 | 10.00% | 10.00% |
| 2 | 3 | 30.00% | 30.00% |
| 3 | 4 | 50.00% | 50.00% |
| 4 | 5 | 80.00% | 80.00% |
| 5 | | 100.00% | 100.00% |

3

| | |
|--|--|
| | |
| | |

12

1

2

3

4

5

13

14

1

2

1

2

12

7

3

4

1

22

2

15

(1)

(2)

16

1

2

| | | 30 | 5% | 3.17% |
|--|--|-------|----|-------------|
| | | 12 | 5% | 7.92% |
| | | 10-12 | 5% | 7.92-9.50% |
| | | 5-10 | 5% | 9.50-19.00% |

3

17

1

2

18

1

2

1)

2)

3

3)

3

19

20

21

1

1

2

| | |
|--|-------------------------------------|
| | () |
| | 42.50 45.58 46.67 48.08 50.00 66.83 |
| | 17.00 |
| | 2.75-8.00 |

2

- 1)
- 2)
- 3)
- 4)
- 5)

22

,

23

1 1

24

1

2

1)

2)

3

1)

2)

4

25

1

2

26

27

28

1

1)

2)

3)

2

1)

/

/

/

/

/

2)

29

1

2

30

/

1

2

3

4

2)

1)

31

1

2

32

1

33

1

2

34

1

| | | |
|--|--|-----------------------|
| | | |
| | | 5% 6% 8% 17% 21% |
| | | 5% |
| | | 7% 5% |
| | | 15% 25% 33.99% 16.50% |
| | | 3% |
| | | 2% |

| | |
|--|-----|
| | |
| | 15% |

| | |
|--|---|
| | 25% |
| | 25% |
| | 25% |
| | 25% |
| | 25% |
| | 25% |
| | 15% |
| | 16.50% |
| | 33.99% |
| | 8.5% 3% 2.25% |
| | 15% 25% 34% 39% 34% 35% 38% 35% 9% 10 7.5% 5 6.5% |
| | 15% 25% 34% 39% 34% 35% 38% 35% 9% 10 7.5% 5 6.5% |

2

(2011 58)

2011 1 1 2020 12 31 15% 2015

15% 2016 15%

2015

GR201436000296

15%

3

1

| | | |
|--|----------------|----------------|
| | | |
| | 403,348.36 | 512,586.89 |
| | 241,999,773.40 | 93,366,763.00 |
| | 8,745,550.20 | 15,375,043.08 |
| | 251,148,671.96 | 109,254,392.97 |
| | 47,547,202.58 | 50,485,630.10 |

8,745,550.20

2

3

4

1

| | | |
|--|--------------|--------------|
| | | |
| | 3,987,100.00 | 2,320,000.00 |
| | 3,987,100.00 | 2,320,000.00 |

2

3

| | | |
|--|---------------|--|
| | | |
| | 54,673,891.69 | |
| | 54,673,891.69 | |

4

5

1

| | | | | | | | | | | |
|--|----------------|---------|---------------|-------|----------------|----------------|---------|--|--|--|
| | | | | | | | | | | |
| | | | | | | | | | | |
| | | | | | | | | | | |
| | 323,321,072.33 | 100.00% | 16,343,106.85 | 5.05% | 306,977,965.48 | 277,008,571.18 | 100.00% | | | |

2

2,274,943.65

0.00

3

4

| | | (%) | |
|--------------------------|----------------|-------|--------------|
| ZCL Chemicals Limited | 56,110,183.87 | 17.35 | 2,805,509.20 |
| Gilead Sciences, Inc.[] | 46,952,927.03 | 14.52 | 2,347,646.35 |
| Johnson & Johnson[] | 36,648,596.10 | 11.34 | 1,861,569.94 |
| | 29,515,000.00 | 9.13 | 1,475,750.00 |
| | 27,773,769.81 | 8.59 | 1,388,688.49 |
| | 197,000,476.81 | 60.93 | 9,879,163.98 |

[]

Gilead Sciences, Inc. Johnson & Johnson

5

6

1

| 1 | 40,461,656.69 | 84.51% | 49,578,779.13 | 83.27% |
|-----|---------------|--------|---------------|--------|
| 1 2 | 2,763,772.02 | 5.77% | 3,888,803.25 | 6.53% |
| 2 3 | 2,066,023.59 | 4.32% | 3,457,695.51 | 5.81% |
| 3 | 2,585,088.15 | 5.40% | 2,614,488.15 | 4.39% |
| | 47,876,540.45 | -- | 59,539,766.04 | -- |

1

2

| | | (%) |
|--------------------|---------------|-------|
| | 5,670,000.00 | 11.84 |
| | 3,472,000.00 | 7.25 |
| | 1,367,891.28 | 2.86 |
| Dor Chemicals LTD. | 1,056,222.72 | 2.21 |
| | 1,046,547.32 | 2.19 |
| | 12,612,661.32 | 26.35 |

7

8

9

1



| 1 | | | |
|-----|---------------|--------------|---------|
| 1 | 7,822,710.84 | 391,135.60 | 5.00% |
| 1 2 | 640,890.41 | 64,089.04 | 10.00% |
| 2 3 | 381,959.19 | 114,587.76 | 30.00% |
| 3 4 | 150,639.87 | 75,319.94 | 50.00% |
| 4 5 | 647,930.50 | 518,344.40 | 80.00% |
| 5 | 626,375.84 | 626,375.84 | 100.00% |
| | 10,270,506.65 | 1,789,852.58 | 17.43% |

| | | | (%) |
|--|------------|--|-----|
| | 324,628.35 | | |
| | 324,628.35 | | |

2

22,593.14

0.00

3

4

| | | |
|--|---------------|--------------|
| | 5,912,825.46 | 1,397,682.19 |
| | 833,102.19 | 477,342.65 |
| | 324,628.35 | 210,020.22 |
| | 60,230.00 | 3,340,609.78 |
| | 3,464,349.00 | 4,371,956.26 |
| | 10,595,135.00 | 9,797,611.10 |

5

| | | | | | | |
|--|----|--------------|-----------|--|--------|------------|
| | | | | | | |
| | | 1,569,212.12 | 1 | | 14.81% | 78,460.61 |
| | | 588,263.64 | 1 | | 5.55% | 29,413.18 |
| | | 586,600.00 | 1-2 2-3 5 | | 5.53% | 141,320.00 |
| | | 470,763.64 | 1 | | 4.44% | 23,538.18 |
| | | 468,925.00 | 4-5 5 | | 4.43% | 459,709.80 |
| | -- | 3,683,764.40 | -- | | 34.77% | 732,441.77 |

6

7

8

10

1

| | | | | | | |
|--|----------------|---------------|----------------|----------------|--------------|----------------|
| | | | | | | |
| | | | | | | |
| | 54,007,674.24 | 719,985.28 | 53,287,688.96 | 70,429,062.57 | 679,433.49 | 69,749,629.08 |
| | 72,557,474.41 | 10,615,112.33 | 61,942,362.08 | 64,615,884.54 | 9,390,270.61 | 55,225,613.93 |
| | 210,087,392.97 | 7,465,356.46 | 202,622,036.51 | 161,349,774.25 | 7,390,949.82 | 153,958,824.43 |
| | 699,233.51 | | 699,233.51 | 598,330.21 | | 598,330.21 |
| | 2,072,220.04 | | 2,072,220.04 | 1,839,608.33 | | 1,839,608.33 |
| | 5,232,969.40 | | 5,232,969.40 | | | |

| | | | | | | |
|--|----------------|---------------|----------------|----------------|---------------|----------------|
| | 344,656,964.57 | 18,800,454.07 | 325,856,510.50 | 298,832,659.90 | 17,460,653.92 | 281,372,005.98 |
|--|----------------|---------------|----------------|----------------|---------------|----------------|

2

| | | | | | | |
|--|--|--|--|--|--|--|
| | | | | | | |
|--|--|--|--|--|--|--|

13

| | | |
|--|---------------|---------------|
| | | |
| | 42,949,192.94 | 24,930,247.67 |
| | 26,524.80 | 1,143,712.51 |
| | 171,720.96 | 43,890.13 |
| | 43,147,438.70 | 26,117,850.31 |

14

15

16

17

| | | | | | | | | | | | |
|------------|--|--|--|--|--|--|--|--|--|--|--|
| | | | | | | | | | | | |
| | | | | | | | | | | | |
| 606,133.86 | | | | | | | | | | | |

606,133.86

| | | | | |
|-----|---------------|--------------|--|---------------|
| | | | | |
| 1. | | | | |
| 2. | 32,436,666.44 | 7,606,945.34 | | 40,043,611.78 |
| 1 | | | | |
| 2 \ | 32,436,666.44 | 7,606,945.34 | | 40,043,611.78 |
| 3 | | | | |
| 3. | | | | |
| 1 | | | | |
| 2 | | | | |
| 4. | 32,436,666.44 | 7,606,945.34 | | 40,043,611.78 |
| | | | | |
| 1. | | | | |
| 2. | 2,225,515.72 | 826,841.92 | | 3,052,357.64 |
| 1 | 2,225,515.72 | 826,841.92 | | 3,052,357.64 |
| 3. | | | | |
| 1 | | | | |
| 2 | | | | |
| 4. | 2,225,515.72 | 826,841.92 | | 3,052,357.64 |
| | | | | |
| 1. | | | | |
| 2. | | | | |
| 1 | | | | |
| 3 | | | | |
| 1 | | | | |
| 2 | | | | |
| 4. | | | | |
| | | | | |
| 1. | 30,211,150.72 | 6,780,103.42 | | 36,991,254.14 |
| 2. | | | | |

3

19

1



| | | | | | |
|----|----------------|----------------|--------------|---------------|----------------|
| 1 | | | | | |
| 4. | | | | | |
| | | | | | |
| 1. | 362,553,567.12 | 518,834,041.49 | 3,647,665.25 | 11,458,765.14 | 896,494,039.00 |
| 2. | 382,509,758.52 | 532,712,008.66 | 3,875,420.68 | 11,500,154.36 | 930,597,342.22 |

2

3

4

5

| | | |
|--|--|--|
| | | |
|--|--|--|

107

10,400,410.22

| | | | | | | | | | | | | |
|-----|----------|------------------|------------------|------------------|--|------------------|--|--------|--------|--|--|--|
| | | | | | | | | | | | | |
| | 1,000.00 | 8,978,59 9.41 | | 8,978,59 9.41 | | | | 89.79% | 89.79% | | | |
| 105 | 7,523.04 | 7,050,72 7.09 | 2,663,98 3.06 | | | 9,714,71 0.15 | | 12.91% | 12.91% | | | |
| ERP | 2,010.00 | 1,804,47 5.94 | 199,697. 77 | | | 2,004,17 3.71 | | 74.88% | 74.88% | | | |

25

1

| | | | | | |
|----|---------------|--------------|--|---------------|----------------|
| | | | | | |
| | | | | | |
| 1. | 98,176,791.66 | 8,031,000.00 | | 13,126,908.78 | 119,334,700.44 |
| 2. | 219,870.53 | | | 113,786.40 | 333,656.93 |
| 1 | | | | 113,786.40 | 113,786.40 |
| 2 | | | | | |
| 3 | | | | | |
| 4 | 219,870.53 | | | | 219,870.53 |
| 3. | 7,606,945.34 | | | | 7,606,945.34 |
| 1 | | | | | |
| 2 | 7,606,945.34 | | | | 7,606,945.34 |
| 4. | 90,789,716.85 | 8,031,000.00 | | 13,240,695.18 | 112,061,412.03 |
| | | | | | |
| 1. | 5,842,732.47 | 195,910.70 | | 283,931.80 | 6,322,574.97 |
| 2. | 1,015,301.51 | 234,714.04 | | 832,726.59 | 2,082,742.14 |
| 1 | 1,015,301.51 | 234,714.04 | | 832,726.59 | 2,082,742.14 |
| 3. | 826,841.92 | | | | 826,841.92 |
| 1 | 826,841.92 | | | | 826,841.92 |
| 4. | 6,031,192.06 | 430,624.74 | | 1,116,658.39 | 7,578,475.19 |
| | | | | | |
| 1. | | | | | |
| 2. | | | | | |
| 1 | | | | | |
| 3. | | | | | |

| | | | | | |
|----|---------------|--------------|--|---------------|----------------|
| | | | | | |
| 1 | | | | | |
| 4. | | | | | |
| | | | | | |
| 1. | 84,758,524.79 | 7,600,375.26 | | 12,124,036.79 | 104,482,936.84 |
| 2. | 92,334,059.19 | 7,835,089.30 | | 12,842,976.98 | 113,012,125.47 |

2

26

27

1

| | | | | | |
|--|--------------|--|--|--------------|--------------|
| | | | | | |
| | 3,077,097.86 | | | | 3,077,097.86 |
| | 6,263,999.29 | | | 6,263,999.29 | |

28

29 /

1

| | 40,627,400.89 | 5,901,313.60 | 32,739,640.44 | 5,343,835.22 |
|--|---------------|---------------|---------------|--------------|
| | 34,933,992.98 | 5,241,505.91 | 22,802,960.78 | 3,420,444.10 |
| | 75,561,393.87 | 11,142,819.51 | 55,542,601.22 | 8,764,279.32 |

2

3

4

| | 541,979.41 | 556,436.11 |
|--|------------|------------|
| | 541,979.41 | 556,436.11 |

5

30

31

1

| | | |
|--|----------------|----------------|
| | | |
| | 89,351,104.00 | 55,703,910.00 |
| | 366,500,000.00 | 122,761,045.00 |
| | 33,487,560.00 | 5,000,000.00 |
| | 39,370,000.00 | 159,870,221.42 |
| | 528,708,664.00 | 343,335,176.42 |

2

32

33

34

| | | |
|--|---------------|---------------|
| | | |
| | 99,148,323.13 | 93,541,184.93 |
| | 99,148,323.13 | 93,541,184.93 |

35

1

| | | |
|--|----------------|----------------|
| | | |
| | 172,704,722.66 | 158,738,115.34 |
| | 45,507,627.53 | 62,598,503.28 |
| | 218,212,350.19 | 221,336,618.62 |

2

1

36

1



| | | | | |
|---|---------------|----------------|---------------|---------------|
| | 382,432.98 | 3,354,849.62 | 3,589,443.15 | 147,839.45 |
| | 5,729.64 | 779,019.40 | 778,729.34 | 6,019.70 |
| | 8,286.87 | 210,393.15 | 204,487.47 | 14,192.55 |
| 4 | 73,163.10 | 2,676,133.40 | 2,610,255.30 | 139,041.20 |
| 5 | 1,498,893.27 | 1,887,023.67 | 1,959,201.11 | 1,426,715.83 |
| | 17,177,701.17 | 102,687,987.88 | 98,971,518.23 | 20,894,170.82 |

3

| | | | | |
|---|--------------|--------------|--------------|--------------|
| | | | | |
| 1 | 2,748,704.30 | 7,062,945.82 | 8,112,847.80 | 1,698,802.32 |
| 2 | 13,948.73 | 337,862.46 | 334,016.70 | 17,794.49 |
| | 2,762,653.03 | 7,400,808.28 | 8,446,864.50 | 1,716,596.81 |

38

| | | |
|--|---------------|---------------|
| | | |
| | 19,804,332.21 | 4,372,284.09 |
| | 21,278,466.12 | 10,921,404.49 |
| | 564,767.36 | 575,140.79 |
| | 1,679,991.55 | 295,507.00 |
| | 721,095.84 | 162,404.64 |
| | 59,538.69 | 107,269.78 |
| | 429,834.22 | 173,313.95 |
| | 1,282.71 | 1,718.59 |
| | 41,323.01 | 1,305,086.56 |
| | 104,026.08 | 925,910.80 |
| | 44,684,657.79 | 18,840,040.69 |

39

| | | |
|--|------------|------------|
| | | |
| | 445,467.36 | 502,275.42 |

| | | |
|--|------------|------------|
| | 445,467.36 | 502,275.42 |
|--|------------|------------|

40

41

1

| | | |
|--|----------------|---------------|
| | | |
| | 35,000,087.69 | 35,000,087.69 |
| | 32,129,600.00 | |
| | 14,950,000.00 | 9,950,000.00 |
| | 6,375,610.57 | 691,015.51 |
| | 4,737,659.91 | 4,391,445.19 |
| | 4,414,216.27 | 4,345,667.72 |
| | 15,833,925.14 | 9,024,904.82 |
| | 113,441,099.58 | 63,403,120.93 |

2

1

42

43

| | | |
|--|----------------|----------------|
| | | |
| | 135,574,412.28 | 126,239,515.13 |
| | 135,574,412.28 | 126,239,515.13 |

44

45

1



| | | | | | | | |
|--|----------------|--------------|--|--|--|--------------|----------------|
| | | | | | | | |
| | 421,662,163.00 | 3,440,000.00 | | | | 3,440,000.00 | 425,102,163.00 |

3,440,000.00

9.34 / 123 344 1 2016 4 26
 2016 5 25 3,440,000.00
 28,689,600.00

54

1

2

55

| | | | | |
|--|----------------|---------------|--|----------------|
| | | | | |
| | 224,662,725.48 | 28,689,600.00 | | 253,352,325.48 |
| | 770,000.00 | | | 770,000.00 |
| | 225,432,725.48 | 28,689,600.00 | | 254,122,325.48 |

28,689,600.00

56

| | | | | |
|--|--|---------------|--|---------------|
| | | | | |
| | | 32,129,600.00 | | 32,129,600.00 |
| | | 32,129,600.00 | | 32,129,600.00 |

57

| | | | | | | | |
|--|--|--|--|--|--|--|--|
| | | | | | | | |
| | | | | | | | |

| | | | | | | | |
|--|----------------|--------------|--|--|--------------|----------|---------------|
| | | | | | | | |
| | | | | | | | |
| | | | | | | | |
| | | | | | | | |
| | -11,050,752.32 | 1,836,749.31 | | | 1,834,686.37 | 2,062.94 | -9,216,065.95 |
| | | | | | | | |
| | | | | | | | |
| | | | | | | | |
| | | | | | | | |
| | -11,050,752.32 | 1,836,749.31 | | | 1,834,686.37 | 2,062.94 | -9,216,065.95 |
| | -11,050,752.32 | 1,836,749.31 | | | 1,834,686.37 | 2,062.94 | -9,216,065.95 |

58

59

| | | | | |
|--|---------------|--|--|---------------|
| | | | | |
| | 48,126,426.32 | | | 48,126,426.32 |
| | 48,126,426.32 | | | 48,126,426.32 |

60

| | | |
|--|----------------|----------------|
| | | |
| | 435,299,856.59 | 348,347,702.20 |
| | 435,299,856.59 | 348,347,702.20 |
| | 92,900,585.39 | 110,394,837.60 |
| | | 10,798,683.21 |
| | 16,866,486.52 | 12,644,000.00 |
| | 511,333,955.46 | 435,299,856.59 |

61

| | | | | |
|--|----------------|----------------|----------------|----------------|
| | | | | |
| | 608,757,942.62 | 356,821,880.25 | 535,367,191.97 | 378,684,904.80 |
| | 4,071,732.30 | 3,324,487.83 | 1,438,761.44 | 1,409,665.68 |
| | 9,674.92 | 360,146,368.08 | 536,805,953.41 | 380,094,570.48 |

| | | |
|--|--------------|--------------|
| | | |
| | 44,998.10 | 86,631.09 |
| | 4,451,195.38 | 1,571,762.29 |
| | 2,032,593.59 | 679,681.56 |
| | 6,528,787.07 | 2,338,074.94 |

63

NO-



| | | |
|--|--------------|--------------|
| | 289,718.46 | 331,835.56 |
| | 218,255.81 | 519,136.06 |
| | 43,290.37 | 44,891.88 |
| | 428,474.04 | 470,601.10 |
| | 7,801,256.99 | 6,675,178.97 |

64

| | | |
|--|---------------|---------------|
| | | |
| | 60,653,286.09 | 39,571,215.69 |
| | 6,492,566.33 | 8,258,950.65 |
| | 4,936,839.20 | 3,568,785.67 |
| | 4,934,839.94 | 5,107,449.01 |
| | 2,958,350.65 | 2,225,980.54 |
| | 2,509,818.24 | 2,252,879.87 |
| | 2,223,865.00 | 2,282,719.61 |
| | 2,064,786.05 | 795,367.29 |

66

| | | |
|--|--------------|---------------|
| | | |
| | 2,297,536.83 | -4,620,875.16 |
| | 3,090,544.81 | 1,052,084.60 |
| | 5,388,081.64 | -3,568,790.56 |

67

68


| | | |
|--|-------------|--|
| | | |
| | -147,039.32 | |
| | -147,039.32 | |

69

| | | | |
|--|------------|--------------|------------|
| | | | |
| | 53,788.06 | | 53,788.06 |
| | 53,788.06 | | 53,788.06 |
| | 784,451.00 | 1,661,000.00 | 784,451.00 |
| | 21,448.50 | 73,103.77 | 21,448.50 |
| | 859,687.56 | 1,734,103.77 | 859,687.56 |

| | | | | | | | | |
|--|--|--|--|--|--|------------|--|---|
| | | | | | | | | / |
| | | | | | | 319,931.00 | | |

| | | | | | | | | |
|--|--|--|--|--|--|------------|------------|--|
| | | | | | | 250,000.00 | 200,000.00 | |
| | | | | | | 60,000.00 | | |
| | | | | | | 50,000.00 | | |



| | | | | | | | | |
|--|--|--|--|--|--|----------|-----------|--|
| | | | | | | | | |
| | | | | | | 5,000.00 | | |
| | | | | | | 3,720.00 | | |
| | | | | | | 2,000.00 | 25,000.00 | |

71

1

| | | |
|--|---------------|---------------|
| | | |
| | 27,297,869.53 | 10,019,573.30 |
| | -2,339,176.45 | 4,548,083.16 |
| | 24,958,693.08 | 14,567,656.46 |

| | | |
|--|--------------|--------------|
| | 745,728.81 | |
| | 1,879,350.36 | 587,746.80 |
| | 5,640,008.69 | 2,248,746.80 |

2

| | | |
|--|--------------|--------------|
| | | |
| | 8,721,253.57 | 8,258,950.65 |
| | 3,829,978.77 | 2,895,696.82 |
| | 3,635,196.24 | 2,383,779.00 |
| | 3,372,165.08 | 2,225,980.54 |
| | 1,737,336.69 | |
| | 1,264,437.05 | |

| | | |
|--|--------------|--------------|
| | | |
| | 6,629,492.88 | 9,705,026.57 |
| | 6,629,492.88 | 9,705,026.57 |

6

| | | |
|--|-----------|---------------|
| | | |
| | | 56,988,226.07 |
| | | 2,208,813.00 |
| | 21,746.57 | |
| | 21,746.57 | 59,197,039.07 |

74

1

| | | |
|---|-----------------|----------------|
| | | |
| 1 | -- | -- |
| | 90,315,052.74 | 53,084,729.09 |
| | 5,388,081.64 | -3,568,790.56 |
| | 33,076,072.20 | 23,061,012.29 |
| | 2,082,742.14 | 795,367.29 |
| | 12,396.87 | |
| | 4,164,227.34 | |
| | 14,431,437.92 | 12,460,485.53 |
| | 147,039.32 | |
| | -3,015,590.47 | 4,548,083.16 |
| | -43,971,583.21 | -17,355,556.67 |
| | 124,055,962.91 | 89,863,950.44 |
| | -123,240,888.96 | -20,792,018.83 |

| | | |
|---|----------------|----------------|
| | 103,444,950.44 | 142,097,261.74 |
| 2 | -- | -- |
| 3 | -- | -- |
| | 242,403,121.76 | |

| | | |
|--|----------------|----|
| | | |
| | 922,979,385.67 | -- |

77

1

| | | | |
|--|---------------|--------|----------------|
| | | | |
| | -- | -- | 50,960,911.56 |
| | 5,651,283.10 | 6.6312 | 37,474,788.49 |
| | 1,791,513.79 | 7.3750 | 13,212,414.20 |
| | 1,146.39 | 0.8547 | 979.82 |
| | 37,898.13 | 6.7730 | 256,684.03 |
| | 1,705.00 | 8.9212 | 15,210.65 |
| | 12,936.00 | 0.0645 | 834.37 |
| | -- | -- | 217,806,022.04 |
| | 32,685,324.89 | 6.6312 | 216,742,926.41 |
| | 144,148.56 | 7.3750 | 1,063,095.63 |
| | | | 110,939,976.00 |
| | 16,730,000.00 | 6.6312 | 110,939,976.00 |
| | | | 4,691,868.32 |
| | 703,693.25 | 6.6312 | 4,666,330.69 |
| | 3,462.73 | 7.3750 | 25,537.63 |

2

| | | | |
|--|--|--|--|
| | | | |
| | | | |
| | | | |
| | | | |
| | | | |
| | | | |

78

79

1

1

2

3

4

5

6

2

1

2

3

3

4

5

| | | | | |
|--|--|--|--|--|
| | | | | |
|--|--|--|--|--|

| | | | | | | |
|--|--|--|--|---------|--|--|
| | | | | 100.00% | | |
| | | | | 65.00% | | |
| | | | | 100.00% | | |
| | | | | 100.00% | | |
| | | | | 100.00% | | |
| | | | | 99.92% | | |
| | | | | 100.00% | | |
| | | | | 100.00% | | |
| | | | | 100.00% | | |

2



| | | | | | | | | | | | | |
|--|--|--|--|--|--|--|--|--|--|--|--|--|
| | | | | | | | | | | | | |
|--|--|--|--|--|--|--|--|--|--|--|--|--|

| | 256,801,692.54 | 2,181,744.82 | | 4,555,214.77 | 329,502,899.33 | 11,455,813.62 | | 13,153,220.11 |
|--|----------------|---------------|--|---------------|----------------|---------------|--|---------------|
| | 1,130,543.38 | -7,392,222.99 | | 25,598,392.68 | 1,143,316.23 | -6,061,783.60 | | 62,815,083.99 |

4

5

2

1

2

3

1

2

3

4

5

6

7

8

4

5

6


()

1

2

2016

60.93%(2015 12 31 73.47%)



| | 1-3 | 3 |
|----|----------------|--------------|
| 89 | 262,914,745.13 | |
| 13 | | |
| 56 | 1,494,139.26 | 2,925,984.27 |
| 87 | 1,004,541.97 | 847,220.74 |
| 86 | | |
| 91 | 265,413,426.36 | 3,773,205.01 |

| | | 1 | 1-3 | 3 |
|----------------|----------------|----------------|----------------|--------------|
| 779,412,250.51 | 834,956,385.26 | 499,745,983.81 | 326,004,667.07 | 9,205,734.38 |



1

1

| | |
|-----|--------------|
| | |
| 1 | 4,504,553.66 |
| 1-2 | 107,439.00 |
| 2-3 | 107,439.00 |
| 3 | 295,457.25 |
| | 5,014,888.91 |

2

2015 7 6

600

2016 6 30

120

60

20%

,

60

2

1

2

1

1

2

2

3

1

2

4

5

6

1

2)

3)

2

| | | | | |
|--|------------------|----------------|-----------------|------------------|
| | | | | |
| | 106,040,577.06 | 926,323,768.03 | -423,606,402.47 | 608,757,942.62 |
| | 77,569,654.96 | 686,271,758.71 | -407,019,533.42 | 356,821,880.25 |
| | 3,165,095,114.93 | 233,072,435.48 | -737,446,380.99 | 2,660,721,169.42 |
| | 1,607,627,134.61 | 182,792,142.43 | -384,529,507.20 | 1,405,889,769.84 |

3

4

7

2015 10 22

4.5

3-5 2015 11 9

2015

2016 MTN247

4

2

8

1

1

| | | |
|--|--|--|
| | | |
|--|--|--|

| | 256,155, 943.80 | 100.00% | 10,554,6 66.91 | 4.12% | 245,601,2 76.89 | 241,691 ,619.33 | 100.00% | 9,732,175 .67 | 4.03% | 231,959,44 3.66 |
|--|--------------------|---------|-------------------|-------|--------------------|--------------------|---------|------------------|-------|--------------------|
| | 256,155, 943.80 | 100.00% | 10,554,6 66.91 | 4.12% | 245,601,2 76.89 | 241,691 ,619.33 | 100.00% | 9,732,175 .67 | 4.03% | 231,959,44 3.66 |

| 1 | | | |
|-----|----------------|---------------|--------|
| 1 | 209,168,729.95 | 10,458,436.51 | 5.00% |
| 1 2 | 962,304.00 | 96,230.40 | 10.00% |
| | 210,131,033.95 | 10,554,666.91 | 5.02% |

| | | | (%) |
|--|---------------|--|-----|
| | | | |
| | 46,024,909.85 | | |
| | 46,024,909.85 | | |

2

822,491.24

0.00

3

4

| | | (%) | |
|----------------------------|----------------|-------|--------------|
| ZCL Chemicals Limited | 63,300,374.21 | 24.71 | 3,165,018.71 |
| Gilead Sciences, Inc.[] | 46,952,927.03 | 18.33 | 2,347,646.35 |
| AMPAC FINE CHEMICALS LLC | 25,172,035.20 | 9.83 | 1,258,601.76 |
| [] | 16,894,215.41 | 6.60 | 844,710.77 |
| Mylan Laboratories Limited | 13,978,569.60 | 5.46 | 698,928.48 |
| | 166,298,121.45 | 64.93 | 8,314,906.07 |

[]

Gilead Sciences, Inc.

5

6

2

1

| | 176,216,578.73 | 100.00% | 931,887.97 | 0.53% | 175,284,690.76 | 278,430,387.68 | 100.00% | 895,892.71 | 0.32% | 277,534,494.97 |
|--|----------------|---------|------------|-------|----------------|----------------|---------|------------|-------|----------------|
| | 176,216,578.73 | 100.00% | 931,887.97 | 0.53% | 175,284,690.76 | | | | | |

| | | | |
|-----|--------------|------------|--------|
| 1 | 2,805,354.95 | 140,267.77 | 5.00% |
| 1 2 | 619,719.98 | 61,972.00 | 10.00% |
| 2 3 | 373,459.19 | 112,037.76 | 30.00% |
| 4 5 | 528,854.50 | 423,083.60 | 80.00% |



| | | | | | | |
|--|----------------|----------|--|----------------|--|--|
| | 3,440,000.00 | | | 3,440,000.00 | | |
| | 4,339,028.20 | | | 4,339,028.20 | | |
| | 20,000,000.00 | | | 20,000,000.00 | | |
| | 2,000,000.00 | | | 2,000,000.00 | | |
| | 130,000,000.00 | | | 130,000,000.00 | | |
| | 663,930.00 | | | 663,930.00 | | |
| | 46,814,855.98 | | | 46,814,855.98 | | |
| | 129,708.00 | | | 129,708.00 | | |
| | 4,472,880.00 | | | 4,472,880.00 | | |
| | 260,000,000.00 | | | 260,000,000.00 | | |
| | 2,000,000.00 | | | 2,000,000.00 | | |
| | | 6,470.00 | | 6,470.00 | | |
| | 473,860,402.18 | 6,470.00 | | 473,866,872.18 | | |

2

| | | | | | | | | | | | |
|--|------------|--|--|-------------|--|--|--|--|--|------------|--|
| | | | | | | | | | | | |
| | | | | | | | | | | | |
| | | | | | | | | | | | |
| | 606,133.86 | | | -147,039.32 | | | | | | 459,094.54 | |
| | 606,133.86 | | | -147,039.32 | | | | | | 459,094.54 | |

3

4

| | | | | |
|--|----------------|----------------|----------------|----------------|
| | | | | |
| | | | | |
| | 509,961,707.49 | 295,537,674.79 | 393,263,396.90 | 276,155,356.33 |
| | 8,090,498.84 | 6,154,077.13 | 8,154,847.66 | 7,092,267.16 |

| | | | | |
|--|----------------|----------------|----------------|----------------|
| | 518,052,206.33 | 301,691,751.92 | 401,418,244.56 | 283,247,623.49 |
|--|----------------|----------------|----------------|----------------|

5

| | | |
|--|--|-------------|
| | | |
| | | -147,039.32 |
| | | -147,039.32 |

6

1

| | | |
|--|--|---------------|
| | | |
| | | -4,161,043.71 |
| | | |
| | | 784,451.00 |
| | | |
| | | |
| | | |
| | | |
| | | |
| | | |
| | | |
| | | |
| | | |
| | | |

| | | |
|--|---------------|----|
| | | |
| | | |
| | | |
| | | |
| | | |
| | | |
| | | |
| | -63,258.21 | |
| | | |
| | -519,135.42 | |
| | 3,459.43 | |
| | -2,924,174.93 | -- |

1

1

2

| | | / | / |
|--|-------|------|------|
| | 8.02% | 0.22 | 0.22 |
| | 8.27% | 0.23 | 0.23 |

3

1

2

3

