



INTERIM

2019

2.11

CDMO

		Hichem Technologies Limited
		Porton Europe NV
		Porton USA, L.L.C.
J-STAR		J-STAR Research, Inc.
		Porton Americas, Inc.
		Porton Pharmaceutical Chemicals GmbH
		" "
		" "
		2019 1 1 -2019 6

		Johnson & Johnson Pharmaceutica NV	Janssen
		Gilead Sciences, Inc.	

SFC		Supercritical Fluid Chromatography
		www.cninfo.com.cn

			300363
		Porton Pharma Solutions Ltd.	
		Porton	

	023-65936900	023-65936900
	023-65936901	023-65936901
	porton.db@porton.cn	porton.db@porton.cn

1

2

3

	624,524,637.20	509,970,313.36	22.46%
	65,311,176.20	38,518,024.48	69.56%
	57,795,815.48	17,793,101.45	224.82%
	109,087,606.08	-34,769,891.78	413.74%
/	0.12	0.09	33.33%
/	0.12	0.09	33.33%
	2.25%	2.76%	0.51
	4,105,410,235.97	4,374,440,875.14	-6.15%
	2,925,077,440.49	2,883,151,787.64	1.45%

1

2

	-759,330.58	
	1,451,839.45	
	754,412.00	
	7,611,708.23	

	-223,603.38	
	1,319,665.22	
	-0.22	
	7,515,360.72	--

1

1

CDMO

EHS

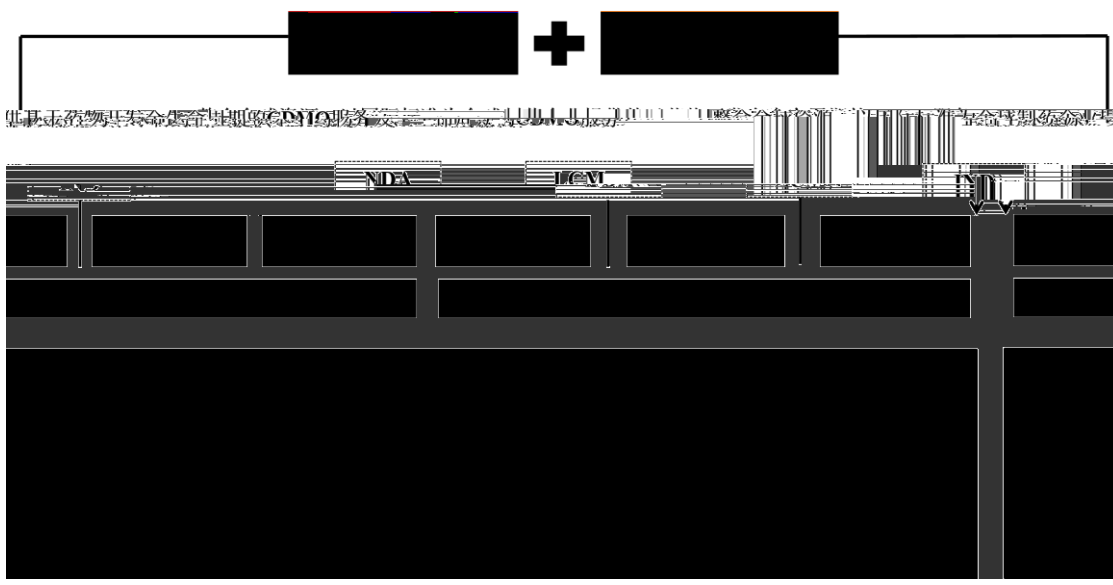
300

CMO

CRO

CMO

CRO



1

CMO

CMO

CMO

CMO

CRO

CMO

CRO

CMO

20-30

CRO

2017

CMO

CRO

CDMO

CMO

CRO

CRO

CRO

CRO

J-STAR

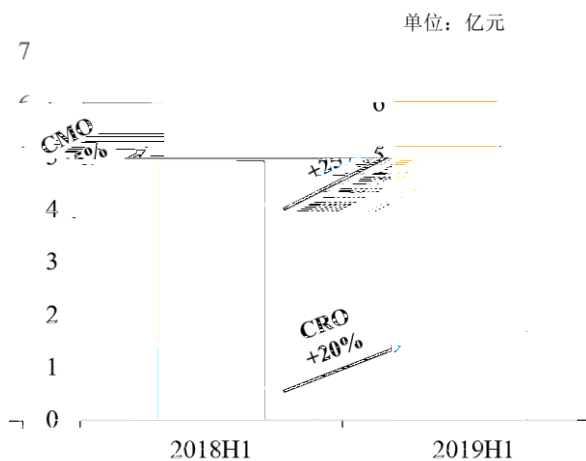
CRO

CRO

CMO

CDMO

6.25 22.46% CMO CRO 24.74% 20.30%



2
6,531.12 69.56%

2.2

CDMO

CDMO

CDMO

CDMO

CDMO

CDMO

CDMO

CDMO

CDMO

CDMO

CDMO

CMO/CDMO

1

	29,713.62%
	37.88%
	36.06%
	37.49%

	39.75%
--	--------

2

CDMO

EHS

CDMO

EHS

1 EHS

CDMO

EHS

EHS

EHS

2019			CDMO	
	6.25	22.46%	1	2019
37%			5	6,542

6


9

18

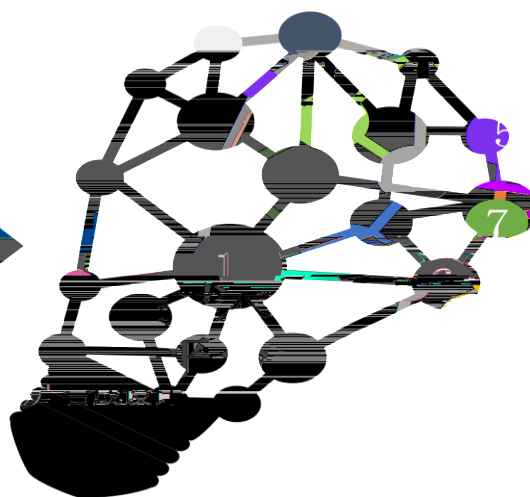
2

7

- 1 结晶
- 2 生物催化
- 3 流体化学
- 4 高活
- 5 金属催化
- 6 SFC
- 7 合成设计



技术平台



8

6,244.12

10%

58

6

CDMO

5

CDMO

CRO

API

2019

6

CDMO

CDMO

2018 12

CDMO

2019

36.25%

CDMO

2019

CDMO

7

2019

2019 7

	624,524,637.20	509,970,313.36	22.46%	
	392,524,889.89	331,714,434.19	18.33%	
	20,720,332.38	10,531,308.44	96.75%	
	66,324,971.19	74,823,328.24	-11.36%	
	8,704,273.11	26,943,331.13	-67.69%	
	10,833,961.40	6,565,893.01	65.00%	
	62,441,177.32	40,659,415.13	53.57%	
	109,087,606.08	-34,769,891.78	413.74%	
	184,881,481.83	-92,841,752.04	299.14%	
	-450,711,189.30	1,547,416,787.79	-129.13%	
	-156,680,027.07	1,418,430,974.78	-111.05%	

10%

--	--	--	--	--	--

1

	1,290,908,706.29	31.44%	1,718,260,293.92	38.93%	7.49	
	343,625,033.88	8.37%	334,564,033.63	7.58%	0.79	
	376,819,341.59	9.18%	310,899,329.51	7.04%	2.14	
	5,537,781.52	0.13%	43,535,145.68	0.99%	0.86	
	329,612,614.40	8.03%	924,958.08	0.02%	8.01	
	1,192,582,067.70	29.05%	1,442,093,519.83	32.67%	3.62	2018 60%
	60,865,256.60	1.48%	75,298,334.84	1.71%		

	570,205,261.19					570,205,261.19	

3

3

1

396,536,941.67	69,521,124.31	470.38%

2

			30,000,000.00	100.00%								2019 06 28	2019- 054

	--	--	350,000,000.00	--	--	--	--	--			--	--	--

3

4

5

1

				146,202.76
146,202.76	2019			0.00
90,000.00	2019 6 30			59,374.23
				90,000.00

2

	()		(1)		(2)	(3) (2)/(1)					
9		54,651.65	47,325.71				2020 06 30				
CMO		113,888.05	98,877.05				2021				

								5.9
	12	2018	7	23	2019	7	22	
	1,455.41							30.7

3

6

1

2

3

1

2

10%

			10,000,000.00	378,875,496.02	294,839,847.98	165,676,817.89	48,096,069.14	40,262,671.46

		GMP						
		API						
Porton USA,L.L.C.			177,308,270.00	218,430,198.19	104,082,150.79	79,662,144.74	-7,817,865.11	-7,819,472.52
		API						

2019 1-9

1

70%

2

CDMO

	5,272.26	139,862.38 11.75%	147,494.59	119,627.69	119,258.21	2019
--	----------	----------------------	------------	------------	------------	------

3

EHS

EHS

EHS

EHS

4

2014

100%

J-STAR100%

5

6

1

2019		56.64%	2019 04 01	2019 04 01	2019 2019-023
2018		61.14%	2019 05 31	2019 05 31	2018 2019- 047

2

2018

2018 12

31

()			()	()	()		
	11						

/			
---	--	--	--

				[2019]4		
--	--	--	--	---------	--	--

[2019]4

2019 5 30

2019 7 12

<2019

1,090.90

>

2019 7 13

2019

2019 7 15 7 25

2019

7 26

2019

2019-058

1

2

3

4

				1,905.05	16,451	18,431.49		75.44	
			2019	4					2019

5

1 2017 5 26

995

3 702,072

500

3

1,500

2018 8 1

75

2

48,420

163.02

2 2018 11 1

200

1

2

2019 5 7

1

1

2

3

1 2013 4 1 2022 3 31

Kantoor Van Hees NV

3e Verdieping Kantoor 99 Antwerpen 99

Turnhout, Belgium		14,568.00						
2	2014	7	1	2019	12	31		
	1299			4	5		2014	7
							1	2017
							6	30
								1,950,000.00
								2017
7	1	2019	12	31				
								2,100,000.00
3	2016	5	4	2024	2	29	Purdue Pharma L.P.	6 Cedar Brook Drive, Cranbury, New Jersey,
08512				C			2016	5
							4	2017
							2	28
								500,000.00
								2017
								3
1	2022	2	28				2022	3
							1	2024
							2	29
								1,026,720.00
4	2017	4	6	2020	8	31	J-STAR HADLEY INDUSTRIAL PARK TRUST	Hadley Industrial Plaza,
South Plainfield, New Jersey, Units 1&2&3&4&5a&7								287,152.20
5	2017	5	8	2020	5	7		
								995
								702,072
6	2017	9	1	2019	12	31		
	1299			3	6		1	800,000
7	2017	11	1	2022	10	31	SUVA	D4 Business Village Luzern, Platz 4, 6039 Root D4
								18,655.80
8	2018	8	1	2020	7	31		
								75
								48,420
9	2019	1	10	2019	12	31		
	1299			3	2			600,000
								10%

2

1

		2018	09	13,232	2018	09	13,232	2019
		12		12				5
								30
A1					A2		11,935	
A3					A4			

Porton USA, L.L.C.	2018 04 18	3,150						
B1				B2				
B3				B4				
A1+B1+C1				A2+B2+C2		11,935		
A3+B3+C3				A4+B4+C4				
A4+B4+C4								
D								
E 70%								
50% F								
D+E+F								

0

2

3

1

			1		500mg/L	GB8978-1996	33.6371	88.969	
			1		45mg/L	GB8978-1996	0.5655	14.828	
			1		400mg/L	GB8978-1996	/	/	
			1		20mg/L	GB8978-1996	/	/	
			1		0.5mg/L	GB8978-1996	/	/	
			1		1 mg/L	GB8978-1996	/	/	
			1		0.3mg/L	GB21904-2008	/	/	
			1		<80	GB8978-	/	/	

						1996			
	PH		1		6-9	GB8978-1996	/	/	
			9		190 mg/m3	GB16297-1996	/	/	
			6		100 mg/m3	GB16297-1996	/	/	
			11		120 mg/m3	GB16297-1996	9.501	90.144	
			3	110 304 106	40mg/m3	GB16297-1996	/	/	
			1		30mg/m3	DB50.658-2016		0.1845	
			1		100 mg/m3	DB50.658-2016		0.369	
			1		400 mg/m3	DB50.658-2016		1.476	
			4	1 2 304 105	14kg/h	GB13271-2001	/	/	

			1	110	<20kg/h	GB13271 -2001	/	/	
			2	1 2	0.9kg/h	GB14554 -1993	/	/	
			1		120mg/L	GB21904 -2008 2	2.235	21.2	
			1		25mg/L	GB21904 -2008 2	0.093	3.44	
			1		50mg/L	GB21904 -2008 2	/	/	
			1		0.3mg/L	GB21904 -2008 2	/	/	

PH

1

6-9

/

/

						GB21904 -2008 2			
			1		50mg/m3	GB13271 -2014	/		
			1		300 mg/m3	GB13271 -2014	28.7		
			1		300 mg/m3	GB13271 -2014	17.64		
			4		190 mg/m3	GB16297 -1996	/	/	
			4		100 mg/m3	GB16297 -1996	/	/	
			4		120 mg/m3	GB16297 -1996	/	/	
			4		40mg/m3	GB16297	/	/	

						-1996			
			1		20kg/h	GB16297 / -1996	/	/	

1

GB8978-1996

UASB

A/O

GB8978-1996

2

GB16297-1996

GB14554-93

2018

GB16297-1996

UV

GB14554-1993

3

GB12348-90

II

4

1 2019

2 2019 Johnson
 YN Lau
 2019

3

1	18	2019 1 16		
		8,425,013	1.52%	10.00 /
	7.56 /	76,204,794.46		
2				



1

	231,492,489	42.65%				-	-	113,220,681	20.86%
						118,271,808	118,271,808		
2	85,552,865	15.76%				-85,552,865	-85,552,865		
3	143,586,546	26.46%				-32,718,943	-32,718,943	110,867,603	20.43%

16 /
 2018 7 16 2018

2018 8 1 338,000 3,369,255.00

2019 1 16

8,425,013 1.52% 10.00 / 7.56 /

76,204,794.46

2019 4 16

2018 0.26 / 0.26 / 5.79

/ 2019 0.12 / 0.12 / 5.39 /

2

	85,552,865	85,552,865			-	-
	54,487,506			54,487,506		25%
	41,746,879			41,746,879		25%
	26,392,251	26,392,251			-	-
	6,699,850			6,699,850		2018 2 13

						25%
	8,054,884	8,054,884			-	-
Alois Antoon Lemmens	2,109,375			2,109,375		Alois Antoon Lemmens 2018 6 21 25%
	1,777,718		592,573	2,370,291		2019 4 1 100%
	2,281,858		760,619	3,042,477		2019 5 7 100%
	562,500			562,500		25%
	562,500		187,500	750,000		2019 5 7

						100%
	562,500		187,500	750,000		2019 5 7 100%
	458,100			458,100		2018 1 29 25%
Thomas Gunn Archibald	243,703			243,703		Thomas Gunn Archibald 2018 6 21 25%
	231,492,489	120,000,000	1,728,192	113,220,681	--	--



		15.76%	85,552,865			85,552,965		
		12.40%	67,306,783	-5,343,225	54,487,506	12,819,277		63,480,573
		10.26%	55,662,506		41,746,879	13,915,627		

		26,392,251	26,392,251
		13,915,627	13,915,627
		12,819,277	12,819,277
		8,425,013	8,425,013
		8,054,884	8,054,884
QING SHAO		6,875,000	6,875,000
		6,413,250	6,413,250
10 10	10	1	2
10			
10	10		

			72,650,008		5,343,225	67,306,783			
			55,662,506			55,662,506			
Johnson YN Lau									
			2,370,291			2,370,291			
			650,500		650,500				
			3,042,477			3,042,477			
			750,000			750,000			
			750,000			750,000			
			750,000		1,300	748,700			

	--	--	136,625,782		5,995,025	130,630,757			

			2019 04 01	
			2019 05 07	
			2019 05 07	
			2019 05 07	
			2019 04 01	
			2019 05 07	
			2019 05 07	

1

2019 06 30

	2019 6 30	2018 12 31
	1,290,908,706.29	1,490,553,259.73
		570,205,261.19
	4,910,010.62	12,398,586.76
	343,625,033.88	252,551,279.58
	21,125,174.41	15,304,709.47
	88,790,063.27	142,047,223.70
	7,094,198.00	

	376,819,341.59	269,643,128.58
	24,881,823.03	6,946,797.24
	2,151,060,153.09	2,759,650,246.25
		11,500,000.00
	329,612,614.40	1,105,577.35
	11,500,000.00	
	5,537,781.52	5,632,282.18
	1,192,582,067.70	1,196,276,936.70
	60,865,256.60	44,142,815.25
	86,572,988.64	89,762,056.25
	247,040,557.25	246,863,911.62
	363,652.40	223,197.93
	8,971,939.30	11,714,174.81
	11,303,225.07	7,569,676.80
	1,954,350,082.88	1,614,790,628.89
	4,105,410,235.97	4,374,440,875.14
	211,026,405.00	641,861,880.00

	114,502,426.61	78,109,967.20
	282,467,282.07	169,305,571.95
	15,024,941.71	15,277,342.93
	10,473,825.96	21,151,602.89
	13,923,768.66	18,493,720.39
	27,111,707.72	33,320,819.77
	726,261.51	1,115,269.49
	2,549.77	0.00
	333,274,028.00	255,894,432.70
	1,007,804,385.73	1,233,415,337.83
	170,126,754.49	255,364,923.51
	2,337,986.11	2,445,069.44

	172,464,740.60	257,809,992.95
	1,180,269,126.33	1,491,225,330.78
	542,747,533.00	542,747,533.00
	1,587,319,873.88	1,587,319,873.88
	76,226,518.18	74,659,712.18
	-4,344,718.78	-5,584,496.47
	83,151,639.52	83,151,639.52
	792,429,631.05	750,176,949.89

	16,468,084.43	10,036,131.53
	185,456,679.82	228,390,071.77
	7,094,198.00	
	312,257,623.72	198,947,208.11
	24,380,161.61	5,512,494.62
	2,039,057,049.89	2,646,173,666.53
		11,500,000.00
	831,450,177.85	501,628,266.33
	11,500,000.00	
	5,537,781.52	5,632,282.18
	996,809,696.73	1,020,875,667.58
	60,341,394.60	36,078,353.45

	211,026,405.00	441,861,880.00
	122,719,418.61	78,509,967.20
	155,138,870.64	118,602,557.52
	23,172,524.60	13,841,668.19
	5,956,907.62	9,822,573.94
	1,719,026.79	2,791,404.76
	141,905,900.06	259,146,073.45
	726,261.51	1,115,269.49

	1,625,535,844.22	1,625,535,844.22
	76,226,518.18	74,659,712.18

	8,704,273.11	26,943,331.13
	28,145,094.88	28,771,549.01
	19,094,986.86	1,356,485.90
	1,451,839.45	3,662,183.83
	6,618,745.28	2,312,645.64
	-992,962.95	-172,514.36
-		
-		
	-205,261.19	-1,537,600.00
-	2,060,449.82	
-		-6,737,150.32
-	448,715.32	22,600,971.40
	77,576,949.55	38,455,304.64
	388,355.02	139,524.88
	1,820,004.30	297,793.44
	76,145,300.27	38,297,036.08
	10,833,961.40	6,565,893.01
	65,311,338.87	31,731,143.07
1.	65,311,338.87	31,731,143.07
2.		
1.	65,311,176.20	38,518,024.48
2.	162.67	-6,786,881.41
	1,239,527.45	1,482,670.90
	1,239,777.69	1,483,896.22
1.		
2.		
3.		
4.		
5.		

	1,239,777.69	1,483,896.22
1.		
2.		
3.		

	7,433,619.75	2,312,645.64
	-178,088.48	-172,514.36
-		
	-205,261.19	-1,537,600.00
-	807,037.15	
-		-5,903,876.58
-	448,715.32	
	29,596,056.72	24,490,324.44
	249,241.93	114,228.63
	1,454,206.81	1,890.47
	28,391,091.84	24,602,662.60
	2,168,054.40	1,092,283.84
	26,223,037.44	23,510,378.76
1.		
2.		
3.		
4.		
5.		
1.		
2.		
3.		
4.		

5.		
6.		
7.		
8.		
9.		
	26,223,037.44	23,510,378.76

5

	2019	2018
	556,214,891.15	363,070,977.80

	144,346,687.16	137,587,839.52
	43,213,601.94	46,391,781.56
	56,449,925.63	53,826,291.35
	522,010,831.60	444,100,006.79
	109,087,606.08	-34,769,891.78

	1,047,392,196.70	376,613,914.61
	51,590,298.38	37,370,586.41
	1,566,806.00	6,126.67
	1,100,549,301.08	413,990,627.69
	-450,711,189.30	1,547,416,787.79
	62,074.32	-1,374,169.19
	-156,680,027.07	1,418,430,974.78
	1,345,698,538.10	277,298,073.04
	1,189,018,511.03	1,695,729,047.82

6

	2019	2018
	354,346,210.95	330,684,778.32
	14,959,305.09	23,846,844.32
	46,636,923.37	28,712,240.05
	415,942,439.41	383,243,862.69
	225,550,739.61	278,335,908.56
	87,451,353.51	63,015,905.54
	22,987,370.51	31,240,813.80
	180,736,689.54	76,181,941.00
	516,726,153.17	448,774,568.90
	-100,783,713.76	-65,530,706.21
	2,000,950,000.00	
	6,661,708.23	2,485,160.00
	2,856,175.64	101,342.00

	184,314,873.35	561,435.63
	2,194,782,757.22	3,147,937.63
	55,367,835.79	79,394,646.97
	1,760,000,000.00	
	164,510,000.00	240,000.00
	1,979,877,835.79	79,634,646.97
	214,904,921.43	-76,486,709.34
		1,449,501,694.40
	610,000,000.00	443,605,721.08
	39,838,111.78	19,303,986.63
	649,838,111.78	1,912,411,402.11
	847,322,276.00	312,875,116.45
	58,517,317.01	31,570,923.17
	1,566,806.00	6,126.67
	907,406,399.01	344,452,166.29
	-257,568,287.23	1,567,959,235.82
	1,301,255.00	
	-142,145,824.56	1,425,941,820.27
	1,261,675,623.10	162,733,798.13
	1,119,529,798.54	1,588,675,618.40

7

	2019												
	542,747,533.00			1,587,319,873.88	74,659,712.18	- 5,584,496.48	83,151,639.52		750,176,949.90		2,883,151,787.64	63,756.72	2,883,215,544.36
	542,747,533.00			1,587,319,873.88	74,659,712.18	- 5,584,496.48	83,151,639.52		750,176,949.90		2,883,151,787.64	63,756.72	2,883,215,544.36
					1,566,806.00	1,239,777.70			42,252,681.15		41,925,652.85	-87.57	41,925,565.28
						1,239,777.70			65,311,176.20		66,550,953.90	-87.57	66,550,866.33

					1,566,806.00								-1,566,806.00	-1,566,806.00
1					1,566,806.00								-1,566,806.00	-1,566,806.00
2														
3														
4														
								0.00	0.00	-25,113,158.44			-25,113,158.44	-25,113,158.44
1														
2														
3										-25,113,158.44			-25,113,158.44	-25,113,158.44
4														
1														
2														
3														

	424,718,673.00			260,695,558.12	18,410,447.60	-	11,172,887.18	81,583,855.79	0.00	638,123,758.29	1,375,538,510.42	73,673,484.48	1,449,211,994.90
	119,738,700.00			1,339,848,370.21	-2,440,542.00	1,483,896.22		0.00	0.00	27,482,132.78	1,490,993,641.21	-6,788,106.73	1,484,205,534.48
						1,483,896.22							

2													
3										-11,035,891.70		-11,035,891.70	-11,035,891.70
4													
1													
2													
3													
4													
5													
6													
1													
2													

	544,457,373.00			1,600,543,928.33	15,969,905.60	-9,688,990.96		81,583,855.79		665,605,891.07		2,866,532,151.63	66,885,377.75	2,933,417,529.38
--	----------------	--	--	------------------	---------------	---------------	--	---------------	--	----------------	--	------------------	---------------	------------------

8

	2019
--	------



2019

2												
										-4,317,880.05		-4,317,880.05
	542,747,533.00				1,625,535,844.22	76,226,518.18			83,151,639.52	669,144,356.19		2,844,352,854.75

	2018											

3												
4												
										-11,035,891.70		-11,035,891.70
1												
2										-11,035,891.70		-11,035,891.70
3												

1



	544,457,373.00				1,638,759,898.67	15,969,905.60			81,583,855.79	681,589,917.84		2,930,421,139.70
--	----------------	--	--	--	------------------	---------------	--	--	---------------	----------------	--	------------------

3

12

4

5

1

2

6

33

7

8

1

2

9

(1)

3)

1)

2)

1)

2)

3)

1) 2)

1)

4)

(2)

1)

2)

)

3)

)

)

23

A.

B.

4)

A.

B.

23

(3)

1)

2)

1)

2)

1)

2)

(4)

1)

2)

3)

(5)

1)

30

30

30

2)

-		
-		

3)

-		
-		

4)

	(%)
1	5
1-2	10

2-3	30
3-4	50
4-5	80
5	100

(6)

()

10

(9)

11

(9)

12

1

2

3

4

5

13

1

2

1)

2)

14

1

2

1)

2)

12

7

3

4

22

1)

2)

15

1

2

16

1

2

		30	5%	3.17%
		12	5%	7.92%
		10-12	5%	7.92-9.50%
		5-10	5%	9.50-19.00%

17

1

2

18

1

2

1)

2)

3)

3

3

19

1

	()
	42.50 45.58 46.67 48.08 50.00 66.83
	17.00
	2.75-8.00
	10.00

2

20

21

1

1

22

1

2

1)

2)

3)

3

4

23

1

2

24

1

2

25

1

1)

2)

3)

4)

5)

2

/

26

1

2

3

4

5

27

/

1

2

3

4

28

1

2

29

1

2

30

1

1 2017 3 31 22 [2017]7 2019 1 1		
2019 4 30 2019 2019 6 2019 6		

2019		
------	--	--

2018

20190101		20181231	
	570,205,261.19		570,205,261.19
	11,500,000.00		11,500,000.00

2019

2019 6 2018

20190101		20181231	
	12,398,586.76		
	252,551,279.58		264,949,866.34
	78,109,967.20		
	169,305,571.95		247,415,539.15

2

3

	2018 12 31	2019 01 01	
	1,490,553,259.73	1,490,553,259.73	
		570,205,261.19	570,205,261.19
	570,205,261.19		-570,205,261.19

	12,398,586.76	12,398,586.76	
	252,551,279.58	252,551,279.58	
	15,304,709.47	15,304,709.47	
	142,047,223.70	142,047,223.70	
	269,643,128.58	269,643,128.58	

	89,762,056.25	89,762,056.25	

	1,233,415,337.83	1,233,415,337.83	
	255,364,923.51	255,364,923.51	
	2,445,069.44	2,445,069.44	
	257,809,992.95	257,809,992.95	
	1,491,225,330.78	1,491,225,330.78	
	542,747,533.00	542,747,533.00	
	1,587,319,873.88	1,587,319,873.88	
	74,659,712.18	74,659,712.18	
	-5,584,496.47	-5,584,496.47	
	83,151,639.52	83,151,639.52	
	750,176,949.89	750,176,949.89	
	2,883,151,787.64	2,883,151,787.64	
	63,756.72	63,756.72	
	2,883,215,544.36	2,883,215,544.36	
	4,374,440,875.14	4,374,440,875.14	

2018 12 31

2019 01 01

2018 12 31

2019 01 01

	2018 12 31	2019 01 01	
	1,406,530,344.73	1,490,553,259.73	
		570,205,261.19	570,205,261.19
	570,205,261.19		-570,205,261.19
	4,648,586.76	4,648,586.76	
	221,903,567.82	215,695,839.99	
	10,036,131.53	10,036,131.53	
	228,390,071.77	228,390,071.77	
	198,947,208.11	198,947,208.11	
	5,512,494.62	5,512,494.62	
	2,646,173,666.53	2,646,173,666.53	
	11,500,000.00		-11,500,000.00

	5,632,282.18	5,632,282.18	
	1,020,875,667.58	1,020,875,667.58	
	36,078,353.45	36,078,353.45	
	55,706,912.34	55,706,912.34	
	7,055,258.07	7,055,258.07	
	2,533,265.82	2,533,265.82	
	1,641,010,005.77	1,641,010,005.77	
	4,287,183,672.30	4,287,183,672.30	
	441,861,880.00	441,861,880.00	
	78,509,967.20	78,509,967.20	
	118,602,557.52	118,602,557.52	
	13,841,668.19	13,841,668.19	
	9,822,573.94	9,822,573.94	
	2,791,404.76	2,791,404.76	
	259,146,073.45	259,146,073.45	
	1,115,269.49	1,115,269.49	
	255,824,512.00	255,824,512.00	
	1,180,400,637.06	1,180,400,637.06	

	255,210,304.00	255,210,304.00	
	2,445,069.44	2,445,069.44	
	257,655,373.44	257,655,373.44	
	1,438,056,010.50	1,438,056,010.50	
	542,747,533.00	542,747,533.00	
	1,625,535,844.22	1,625,535,844.22	
	74,659,712.18	74,659,712.18	
	83,151,639.52	83,151,639.52	
	672,352,357.24	672,352,357.24	
	2,849,127,661.80	2,849,127,661.80	
	4,287,183,672.30	4,287,183,672.30	

2018 12 31

2019 01 01

2018 12 31

2019 01 01

4

1

		16%	13%	9%	6%	5% 0%
		7%	5%			
		15%	20%	29.58%	16.50%	
		3%				
		2%				

		15%			
		20%			
		20%			
		20%			
		20%			
		15%			
		200.00	2018 4 8.25%		16.50%
				29.58%(2%
)	
			3%	8.5%	2.25%
		21%			
		21%			
J-STAR Research, Inc.		21%			

2

1 (2011
58) 2011 1 1 2020 12 31 15% 2019
2018 15% 2019 15%
2 2017 8

GR201736000334

15%

3
5,000
100
100
25%
300
50%
300
20%
20%

1

	15,552.58	34,566.70
	1,189,002,958.45	1,345,323,683.58
	101,890,195.26	145,195,009.45
	1,290,908,706.29	1,490,553,259.73
	51,682,048.45	69,223,272.48

48,880,295.26

53,009,900.00

2

		205,261.19
		570,000,000.00
		570,205,261.19

3

1

	4,910,010.62	12,398,586.76
	4,910,010.62	12,398,586.76

2

	29,903,811.08	
	29,903,811.08	

4

1

	3,320,281.00	0.91%	3,320,281.00	100.00%	0.00	3,320,281.00	1.23%	3,320,281.00	100.00%	
	359,655,387.50	99.09%	16,030,353.62	4.46%	343,625,033.88	266,386,947.85	98.77%	13,835,668.27		

1	1	359,522,642.86
1	2	27,500.00
2	3	15,210.00
3	4	54,286.20
4	5	
5		35,748.44
		359,655,387.50

2

	17,155,949.27	2,194,685.35		19,350,634.62
	17,155,949.27	2,194,685.35		19,350,634.62

3

Fujimoto Chemicals Co., Ltd	45,516,075.63	12.54%	2,275,803.78
Janssen Pharmaceutica NV	41,796,006.89	11.51%	2,089,800.34
Patheon API, Inc.	27,475,071.29	7.57%	1,373,753.56
Pfizer Ireland Pharmaceuticals	25,023,318.51	6.89%	1,251,165.93
Aurobindo pharma ltd.	23,354,366.48	6.43%	1,167,718.32
	163,164,838.80	44.95%	8,158,241.94

Janssen Pharmaceutica NV Pfizer Ireland

Pharmaceuticals

5

1

1	18,249,447.43	87.00%	12,321,398.72	81.00%	
1	2	868,448.45	4.00%	334,052.47	2.00%
2	3	448,715.75	2.00%	825,500.75	5.00%

3	1,558,562.78	7.00%	1,823,757.53	12.00%
	21,125,174.41	--	15,304,709.47	--

2

	897,850.00	4%
	865,100.00	4%
	773,089.93	4%
	689,100.00	3%
	389,656.00	2%
	3,614,795.93	17%

6

	7,094,198.00	
	81,695,865.27	142,047,223.70
	88,790,063.27	142,047,223.70

1

1

	7,094,198.00	
	7,094,198.00	

2

1

	67,620,000.00	67,620,000.00
	12,740,245.24	65,987,554.71
		7,960,000.00
	3,960,124.00	5,452,383.38

		0.00
	1,387,160.08	1,265,114.91
	930,318.00	2,959,287.92
	86,637,847.32	151,244,340.92

2

	12	()	()	
2019 1 1	9,197,117.22			9,197,117.22
2019 1 1				
	4,255,135.17			4,255,135.17
2019 6 30	4,941,982.05			4,941,982.05

		37,191,000.00	1	43.00%	1,859,550.00
		30,429,000.00	1	35.00%	1,521,450.00
		3,685,860.65	1	4.00%	184,293.03
NEW VIEW PROJECT PTY LTD		3,437,350.00	1	4.00%	171,867.50
		542,110.80	1-2	1.00%	54,211.08
	--	75,285,321.45	--	87.00%	3,791,371.61

7

1

	70,044,430.24	2,846,718.29	67,197,711.95	43,621,110.82	3,963,248.0M

{

	17,061,370.28	1,337,058.24
	7,349,206.92	5,594,989.51
	471,245.83	14,749.49
	24,881,823.03	6,946,797.24

!

1,105,577.35			-178,088.48							927,488.87

		320,000,000.00								320,000,000.00		
	1,105,577.35	329,500,000.00										

1.				
2.				
1				
3				
1				
2				
4.				
1.	5,432,692.97	105,088.55		5,537,781.52
2.	5,526,012.11	106,270.07		5,632,282.18

12

	1,192,582,067.70	1,196,276,936.70
	1,192,582,067.70	1,196,276,936.70

1

1.	536,575,806.03	986,803,934.87	5,520,687.30	23,708,884.23	1,552,609,312.43
2.					

1.	77,881,441.59	265,687,194.65	2,476,219.87	10,287,519.62	356,332,375.73
2.	8,885,766.42	41,075,585.25	210,606.14	2,550,652.91	52,722,610.72
1	8,885,766.42	41,075,585.25	210,606.14	2,550,652.91	52,722,610.72
3.		2,927,404.70		99,201.80	3,026,606.50
1		2,927,404.70		99,201.80	3,026,606.50
4.	86,767,208.01	303,835,375.20	2,686,826.01	12,738,970.73	406,028,379.95
1.					
2.					
1					
3.					
1					
4.					
1.	448,953,002.71	727,772,379.98	3,221,485.53	12,635,199.48	1,192,582,067.70
2.	458,694,364.44	721,116,740.22	3,044,467.43	13,421,364.61	1,196,276,936.70

2

		107,102,999.72
108		43,819,791.99
110		30,667,843.04
109		19,981,183.81
301		13,097,027.60

	60,865,256.60	44,142,815.25
	60,865,256.60	44,142,815.25

1

	1,546,403.76		1,546,403.76	925,163.37	925,163.37
	8,915,866.51		8,915,866.51	8,696,148.39	8,696,148.39
	21,561,896.68		21,561,896.68	13,611,493.77	13,611,493.77
	28,841,089.65		28,841,089.65	20,910,009.72	20,910,009.72
	60,865,256.60		60,865,256.60	44,142,815.25	44,142,815.25

2

	250,000,000.00		95,127.21	95,127.21			11.31%	11.31%			
	25,343,600.00	925,163.37	621,240.39			1,546,403.76	53.69%	53.69%			
	69,332,400.00	8,696,148.39	219,718.12			8,915,866.51	12.86%	12.86%			
	91,196,710.00	13,611,493.77	23,391,215.54	15,440,812.63		21,561,896.68	83.92%	83.92%			
		20,910,009.72	13,226,217.98	5,295,138.05		28,841,089.65					
	435,872,710.00	44,142,815.25	37,553,519.24	20,831,077.89		60,865,256.60	--	--			--

14

1

1.	58,265,208.64	8,031,000.00		17,711,758.56	26,080,160.00	110,088,127.20
2.					43,700.00	43,700.00
1						
2						
3						
4					43,700.00	
3.						
1						
4.	58,265,208.64	8,031,000.00		17,711,758.56	26,123,860.00	110,131,827.20
1.	7,750,835.87	1,603,740.38		6,407,466.49	4,564,028.21	20,326,070.95
2.	585,654.93	234,638.28		1,098,633.89	1,313,840.51	3,232,767.61
1	585,654.93	234,638.28		1,098,633.89	1,313,840.51	3,232,767.61
3.						
1						
4.	8,336,490.80	1,838,378.66		7,506,100.38	5,877,868.72	23,558,838.56
1.						
2.						
1						
3.						
1						
4.						
1.	49,928,717.84	6,192,621.34		10,205,658.18	20,245,991.28	86,572,988.64
2.	50,514,372.77	6,427,259.62		11,304,292.07	21,516,131.79	89,762,056.25

15

1

	141,441,800.70					141,441,800.70
J-STAR Research, Inc	105,422,110.92		176,645.63			105,598,756.55
	246,863,911.62					

3

	115,209,788.99	107,480,762.21
	1,359,202.32	2,247,919.94
	116,568,991.31	109,728,682.15

4

2019	980,687.15	980,687.15	
2020	110,443.11	110,443.11	
2021	0.00		
2022	1,838,005.13	4,608,934.13	
2023	739,016.15	739,016.15	
2024 -2037	82,058,776.56	80,240,211.64	
	29,482,860.89	20,801,470.03	
	115,209,788.99	107,480,762.21	--

18

	11,303,225.07	7,569,676.80
	11,303,225.07	7,569,676.80

19

1

		200,000,000.00
	211,026,405.00	441,861,880.00

	211,026,405.00	641,861,880.00
--	----------------	----------------

20

	114,502,426.61	78,109,967.20
	114,502,426.61	78,109,967.20

21

1

	187,017,324.69	119,465,719.75
	95,449,957.38	49,839,852.20
	282,467,282.07	169,305,571.95

22

1

	15,024,941.71	15,277,342.93
	15,024,941.71	15,277,342.93

23

1

	19,522,775.14	123,444,248.86	132,805,639.46	10,161,384.54
-	1,628,827.75	10,121,465.27	11,437,851.60	312,441.42
		103,196.10	103,196.10	
	21,151,602.89	133,668,910.23	144,346,687.16	10,473,825.96

2

1	17,606,130.20	104,087,683.58	112,763,913.94	8,929,899.84
2	423.45	6,095,826.27	6,062,156.72	34,093.00
3	143,471.84	8,038,718.61	7,997,205.48	184,984.97
	123,445.92	7,188,906.92	7,153,141.13	159,211.71

	104,026.14	104,026.10
	63,218.90	63,218.61
	18,894.86	14,827.34
	13,923,768.66	18,493,720.39

25

	726,261.51	1,115,269.49
	2,549.77	
	26,382,896.44	32,205,550.28
	27,111,707.72	33,320,819.77

1

	726,261.51	1,115,269.49
	726,261.51	1,115,269.49

2

	2,549.77	
	2,549.77	

3

1

	6,556,841.25	9,043,395.13
	3,518,784.88	

2 1

	3,010,220.87	
	3,010,220.87	--

26

	333,274,028.00	255,894,432.70
	333,274,028.00	255,894,432.70

27

1

	51,972,732.00	136,864,923.51
	118,154,022.49	118,500,000.00
	170,126,754.49	255,364,923.51

28

	2,445,069.44		107,083.33	2,337,986.11
	2,445,069.44		107,083.33	2,337,986.11
				--

	2,445,069.44			107,083.33			2,337,986.11	

29

		+ -		

33



	151,153.39	296,660.96
	495,298.20	443,278.76
	60,977.33	28,479.88
	5,082.14	
	6,606,532.44	7,144,242.14

37

	12,557,508.81	5,713,338.63
	197,941.00	1,551,810.44
	1,882,390.22	679,157.16
	1,203,701.00	920,296.31
	662,391.40	483,647.73
	244,164.04	295,191.15
	3,972,235.91	887,867.02
	20,720,332.38	10,531,308.44

38

	39,412,271.89	36,091,717.29
	6,847,382.35	10,527,699.14
		2,370.92
	1,909,876.32	1,911,816.14
	1,017,525.77	

	3,598,041.85	7,194,301.98
	66,324,971.19	74,823,328.24

39

	33,043,248.35	22,106,197.07
	8,080,345.60	4,959,226.22
	8,975,887.66	8,029,866.09
	1,627,773.62	1,394,336.14
	851,831.19	721,155.56
	832,534.82	454,208.15
	553,236.56	308,896.81
	68,355.03	50,960.77
	152,147.14	108,090.90
	8,480.10	22,457.80
	6,703,675.05	
	1,543,662.20	2,504,019.62
	62,441,177.32	40,659,415.13

40

	28,422,624.12	28,771,549.01
	17,550,292.18	1,357,163.90
	2,431,252.30	2,233,111.27
	263,193.47	1,762,057.29
	8,704,273.11	26,943,331.13

41

	1,451,839.45	3,662,183.83

42

	-992,962.95	-172,514.36
	333,900.00	2,485,160.00
	7,277,808.23	
	6,618,745.28	2,312,645.64

43

	-205,261.19	-1,537,600.00
	-205,261.19	-1,537,600.00

44

	4,255,135.18	
	-2,194,685.36	
	2,060,449.82	

45

		-4,256,545.65
		-2,480,604.67
		-6,737,150.32

46

--	--	--

	448,715.32	22,600,971.40
--	------------	---------------

47

	182,988.96	109,971.46	241,152.76
	205,366.06	29,553.42	147,202.26
	388,355.02	139,524.88	241,152.76

48

	-381,002.74
	2,003,630.19
	10,833,961.40

50

51

1

	1,344,756.12	3,594,001.99
	12,000,788.86	1,357,163.90
	42,964,526.37	6,375,954.02
	1,096,728.32	10,164,396.08
	57,406,799.67	21,491,515.99

2

	13,551,057.40	9,060,550.37
	3,453,152.55	1,703,560.40
	197,941.00	4,629,576.91
	3,537,649.94	1,053,393.80
	1,833,058.89	790,491.89
	2,252,381.45	3,842,874.11
	3,524,342.84	3,194,365.76
	1,203,701.00	598,818.47
		2,128,312.82
	26,896,640.56	26,824,346.82
	56,449,925.63	53,826,291.35

3

		561,435.63
	184,314,873.35	
	184,314,873.35	561,435.63

4

		242,967.80
	164,510,000.00	
	164,510,000.00	242,967.80

5

	39,838,111.78	
	39,838,111.78	

6

		6,126.67
	1,566,806.00	
	1,566,806.00	6,126.67

52

1

1	--	--
	65,311,338.87	31,731,143.07

	-2,060,449.81	6,737,150.32
	52,817,111.38	61,052,296.80
	3,232,767.61	3,539,112.77
	-140,454.47	41,269.74
	-448,715.32	-22,464,016.67
	205,261.19	-775,045.64
	28,145,094.88	31,173,514.61
	-6,618,745.28	-2,312,645.64
	2,742,235.51	-4,136,627.96
	-107,176,213.01	-41,000,694.25
	-60,172,284.14	-73,217,287.50
	133,250,658.67	-25,138,061.43
	109,087,606.08	-34,769,891.78
2	--	--
3	--	--
	1,189,018,511.03	1,695,729,047.82
	1,345,698,538.10	277,298,073.04

	-156,680,027.07	1,418,430,974.78

2

	1,189,018,511.03	1,345,698,538.10
	15,552.58	23,561.20
	1,189,002,958.45	1,345,674,976.90
	1,189,018,511.03	1,345,698,538.10

53

	101,890,195.26	
	28,502,562.04	
	215,474,601.56	
	345,867,358.86	

	--	--	59,551,430.49
	8,640,000.00	6.8747	59,397,408.00
	19,703.53	7.8170	154,022.49
		--	111,026,405.00
	16,150,000.00	6.8747	111,026,405.00
		--	9,727,328.85
	915,758.03	6.8747	6,295,561.73
	439,013.32	7.8170	3,431,767.12
			7,612,340.08
	1,070,456.32	6.8747	7,359,066.06
	24,000.00	7.8170	187,608.00
	9,329.15	7.0388	65,666.02
		--	3,289,891.47
	478,550.55	6.8747	3,289,891.47

2

J-STAR Research, Inc.			

55

1

	10,000.00		10,000.00
	25,000.00		25,000.00

	150,000.00		150,000.00
2018	100,000.00		100,000.00
	844,426.46		844,426.46
	5,000.00		5,000.00
2018	100,134.00		100,134.00
	45,500.00		45,500.00
	64,695.66		64,695.66
	107,083.33		107,083.33

1

1

				100.00%		
				100.00%		
				100.00%		

					100.00%		
--	--	--	--	--	---------	--	--

2

		0.08%		162.67		63,669.15

3

	138,444,778.80	993,669.13	139,438,447.90	59,697,988.58	154,022.49	59,852.011.07	124,605,201.79	748,893.72	125,354,095.51	45,503,577.75	154,619.51	45,658,197.26

	169,574,970.35	203,342.84		-10,223,028.55	149,754,416.74	1,598,778.78		-27,695,950.03

2

1

	/	/
	--	--
	329,612,614.40	1,105,577.35
	--	--
--	-992,962.95	8,104.91

--	-992,962.95	8,104.91
	--	--
	--	--

()

1

2

/

2019

06 30

44.95%(2018 12 31 45.73%)

(1)

		1	1-2	2	
	4,910,010.62				4,910,010.62
	4,910,010.62				4,910,010.62

()

		1	1-2	2	
	12,398,586.76				12,398,586.76
	12,398,586.76				12,398,586.76

(2)

()

35>DC6257.144 720.67 56.67 10.48 19368E9.12 T0 0 1 502.75 759.1 56667979E3564D952C405000A826216E QMC /R MCD 4>DC 63/65 57.144 720.67 56.67

			1	1-3	3
--	--	--	---	-----	---

			(%)	(%)
			12.59	12.59
			9.46	9.46
			10.44	10.44

2

3

4

	20.75%
	45%

5

1

/

200

200

2

		592,742.49	282,500.00

2017 5 26

995

3 702,072

500 3 1,500

2018 8

75

2 50 / / 45,000.00 285 / 3,420.00

6

1

		642,286.09	32,114.30		
				19,050,461.35	952,523.07
		642,286.09	32,114.30	19,050,461.35	952,523.07

2

		2,000,000.00	2,000,000.00

1

1

2

	497,620,719.52	249,237,115.09	126,118,235.12	620,739,599.49
	295,825,960.10	212,127,590.85	118,160,126.88	389,793,424.07
	4,127,856,652.55	338,467,406.41	360,913,822.99	4,105,410,235.97
	1,142,543,856.87	165,122,999.40	127,397,729.94	1,180,269,126.33

1

1

	287,729,323.29	100.00%	9,054,816.78	100.00%	278,674,506.51	221,903,567.82	100.00%	6,207,727.83	100.00%	215,695,839.99
	287,729,323.29	100.00%	9,054,816.78	100.00%	278,674,506.51	221,903,567.82	100.00%	6,207,727.83	100.00%	215,695,839.99

9,054,816.78

	287,729,323.29	9,054,816.78	3.15%
	287,729,323.29	9,054,816.78	--

1	1	265,908,033.46
1	2	27,500.00
2	3	15,210.00
3	4	2,690,413.98
4	5	8,018,986.94
5		11,069,178.91
		287,729,323.29

2

	6,207,727.83	2,847,088.95		9,054,816.78
	6,207,727.83	2,847,088.95		9,054,816.78

3

1	HICHEM TECHNOLOGIES LIMITED	66,033,498.23	23.00%		
2	Fujimoto Chemicals Co., Ltd	45,516,075.63	16.00%	2,275,803.78	
3	Patheon API, Inc.	27,475,071.29	10.00%	1,373,753.56	
4	Porton Americas Inc.	21,724,293.63	8.00%		
5	Pfizer Ireland Pharmaceuticals	20,877,600.44	7.00%	1,043,880.02	
		181,626,539.22	64.00%	4,693,437.36	

2

	7,094,198.00	
	178,362,481.82	228,390,071.77
	185,456,679.82	228,390,071.77

1

1

	7,094,198.00	
	7,094,198.00	

2

1

	107,381,225.49	98,492,301.99
	67,620,000.00	

1	1	85,277,636.62
1	2	13,002,249.03
2	3	27,851,516.40
3	4	9,224,248.08
4	5	1,583,429.90
5		45,832,395.76
		182,771,475.79

3

	8,063,120.07		3,654,126.10	4,408,993.97
	8,063,120.07		3,654,126.10	4,408,993.97

4

		37,191,000.00	1	20.35%	1,859,550.00
		30,429,000.00	1	16.65%	1,521,450.00
		3,685,860.65	1	2.02%	184,293.03
Boehringer Ingelheim Pharma Gm		382,830.18	1-2	0.21%	38,283.02
		38,018.85	1-2	0.02%	3,801.89
	--	71,726,709.68	--	39.24%	3,607,377.94

3

--	--	--

	510,522,688.98		510,522,688.98	500,522,688.98		500,522,688.98
	320,927,488.87		320,927,488.87	1,105,577.35		1,105,577.35
	831,450,177.85		831,450,177.85	501,628,266.33		501,628,266.33

1

	4,339,028.20			4,339,028.20		
	3,096,926.80			3,096,926.80		
Porton Europe NV	46,814,855.98			46,814,855.98		
Porton Americas Inc.	4,472,880.00			4,472,880.00		
HICHEM TECHNOLOGIES LIMITED	663,930.00			663,930.00		
	261,162,929.10			261,162,929.10		
	2,534,160.90			2,534,160.90		
Porton Pharmaceutical Chemicals GmbH	129,708.00			129,708.00		
Porton USA.LLC	177,308,270.00			177,308,270.00		
		10,000,000.00		10,000,000.00		
	500,522,688.98	10,000,000.00		510,522,688.98		

2

	1,105,577.35			-178,088.48							927,488.87	
	1,105,577.35			-178,088.48							927,488.87	
				320,000,000.00							320,000,000.00	
				320,000,000.00							320,000,000.00	
	1,105,577.35			319,821,911.52							320,927,488.87	

4

	387,315,443.61	248,971,889.50	362,028,191.03	235,943,225.42
	2,127,904.36	596,819.57	4,005,143.14	1,180,933.38
	389,443,347.97	249,568,709.07	366,033,334.17	237,124,158.80

5

	-178,088.48	-172,514.36
	7,277,808.23	2,485,160.00
	333,900.00	
	7,433,619.75	2,312,645.64

1

	-759,330.58	
	1,451,839.45	
	754,412.00	
	7,611,708.23	
	-223,603.38	
	1,319,665.22	
	-0.22	
	7,515,360.72	--

1

1

2

		/	/
	2.25%	0.12	0.12
	1.99%	0.11	0.11

