

QUARTERLY REPORT

2017年 第三季度报告

2017年9月30日

000033.SZ

股票代码：000033.SZ 股票代码：300363

()

	4,408,802,389.44		3,955,481,924.55	11.46%
	3,292,584,464.33		3,066,684,114.86	7.37%
	562,808,684.69	23.16%	1,488,074,665.79	37.59%
	108,060,449.39	53.48%	239,005,185.93	76.10%
	101,283,889.31	52.22%	219,690,468.76	76.69%
	182,168,256.47	213.17%	340,276,218.58	103.44%
/	0.20	53.85%	0.45	80.00%
/	0.20	53.85%	0.45	80.00%
	3.42%	1.02	7.56%	2.94

		-6,456,887.36

1

1

1

10

			18,004			
10						
		15.76%	85,552,865			
		12.40%	67,306,783	50,480,087		51,750,880
		10.26%	55,662,506	41,746,879		44,152,033
		9.27%	50,319,282			31,517,522
		5.07%	27,500,000			
		4.86%	26,392,251			
		3.32%	18,000,000			
		1.62%	8,789,469			
		1.49%	8,070,000			
		1.48%	8,054,884			
10						

		85,552,865		85,552,865
		50,319,282		50,319,282
		27,500,000		27,500,000
		26,392,251		26,392,251
		18,000,000		18,000,000
		16,826,696		16,826,696
		13,915,627		13,915,627
		8,789,469		8,789,469
		8,070,000		8,070,000
		8,054,884		8,054,884
	1	2		
10				

10

10

2

10

3

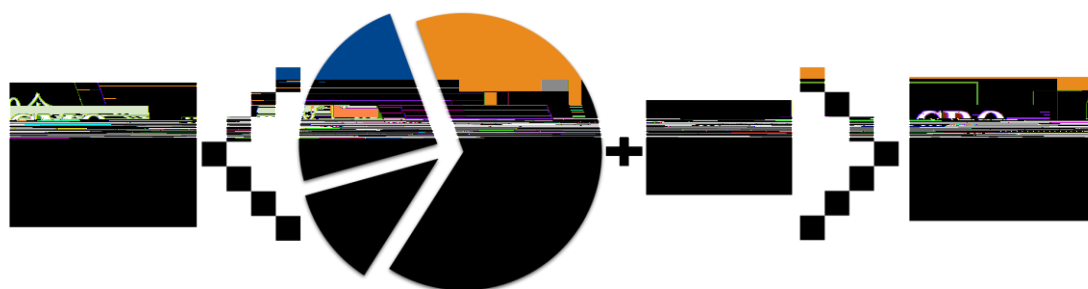
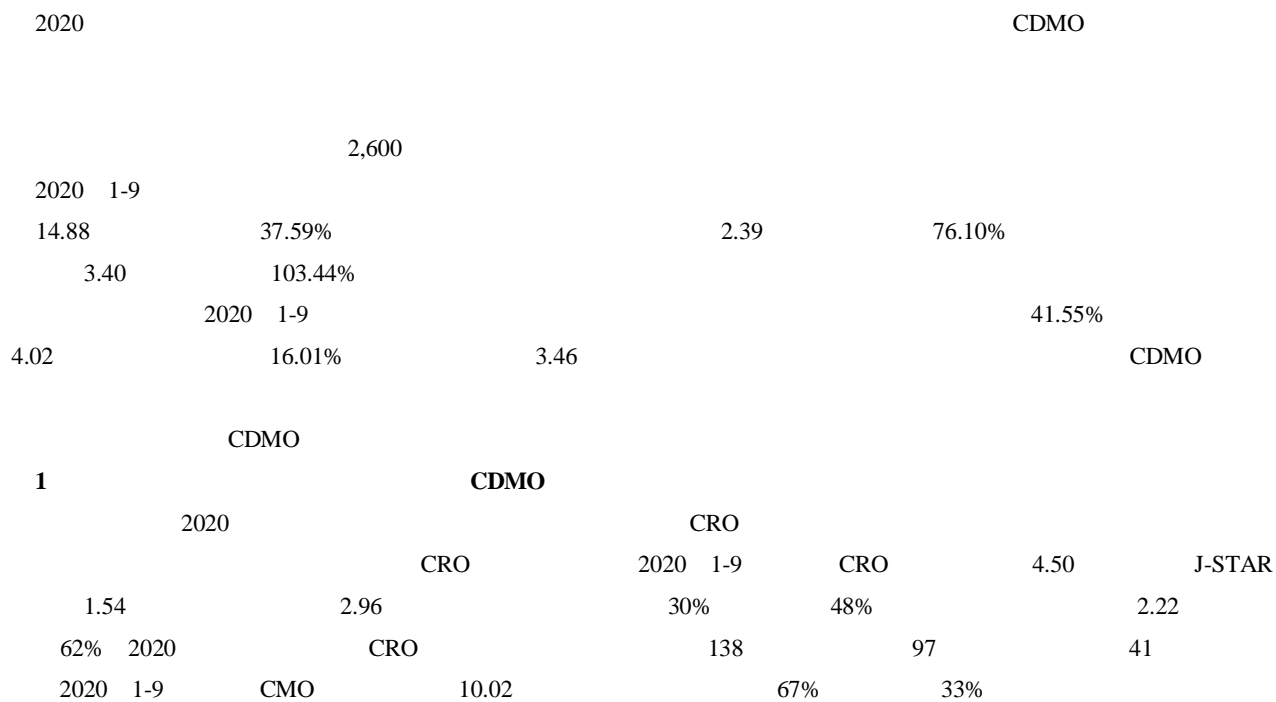
	50,480,087			50,480,087		25%
	41,746,879			41,746,879		25%
	561,525		150,000	711,525		

						25%
			11,025	11,025		25%
	100,000	40,000	135,000	195,000		25% 12 24 36
	100,000	40,000	150,000	210,000		25% 12 24 36
48 2019	1,710,000	684,000		1,026,000		12 24 36
2 2019	175,000			175,000		12 24
24 2020			1,033,000	1,033,000		12 24 36
2 2020			206,000	206,000		12 24 36
	94,873,491	764,000	1,685,025	95,794,516	--	--

PORTON

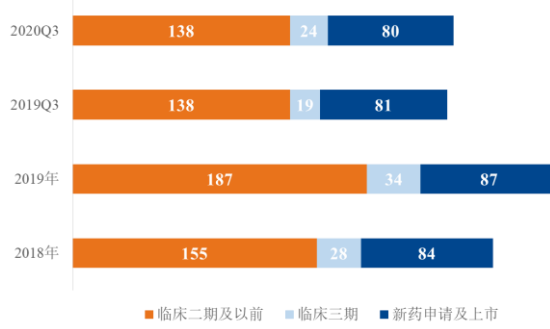
	8,026,793.22	4,369,695.38	3,657,097.84	83.69%	
	5,803,799.21	2,487,386.18	3,316,413.03	133.33%	
	-794,320.19	1,831,921.52	-2,626,241.71	-143.36%	
	18,949,758.80	3,844,609.84	15,105,148.96	392.89%	
	10,407,482.54	3,376,823.07	7,030,659.47	208.20%	
	36,842,503.90				

	43,837,738.00	8,461,300.00	35,376,438.00	418.10%	
	1,093,592,089.76	610,000,000.00	483,592,089.76	79.28%	
	25,932,190.71	39,838,111.78	-13,905,921.07	-34.91%	



■ 临床三期费用 ■ 临床三期 ■ 临床三期及已批上市

单位：个



2

2

+

2020 1-9

+

/

132

J-STAR

68

3

59%

3

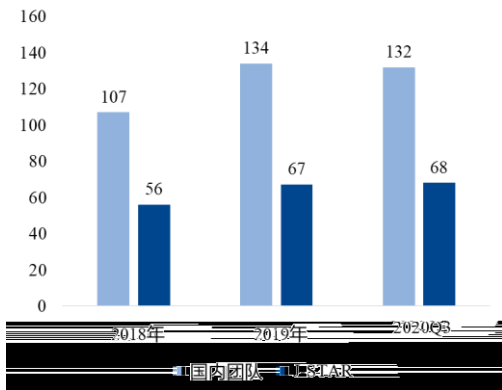
5

2020

23

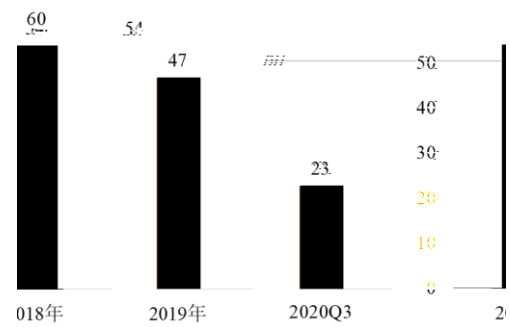
480

单位：家




3

单位：家



4



5

2020 1-9

592

125

J-STAR

449

270

63

49

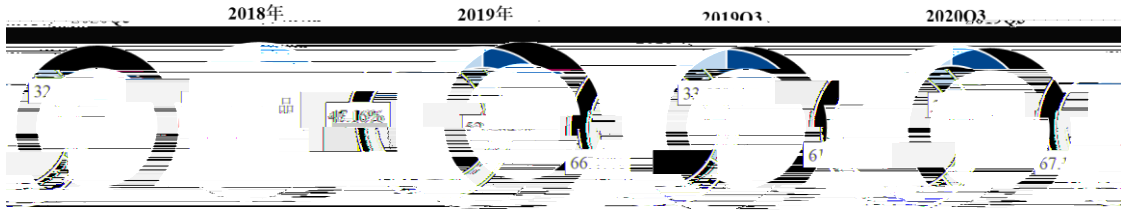
NDA 10

57

33%

6

6

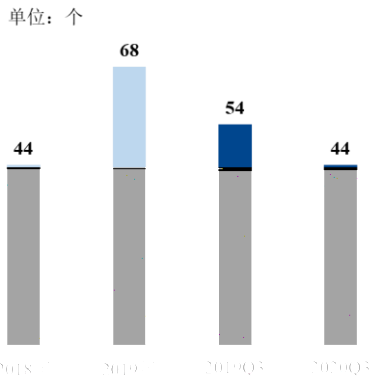


6

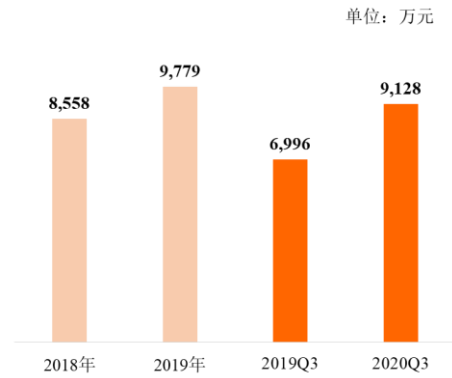
3 API

2020 1-9	API	9,128	30%	API	44	API	26
API		6			2		2

(WHO)



7 API



8 API

4

7.67%	27.21%	2020 1-9	1.14
91	497	695	27%

5

2020

CDMO

CDMO

107

90

GMP

2020 11

CAR-T CAR-NK TCR-T

TIL

CDMO

60

CDMO

GMP

2020 11
27,847.07

GMP

6

70%



109

109

2021 6

1 5%

51,750,880 44,152,033 31,517,522
9.53% 8.13% 5.81% 5%

76.89% 79.32% 62.64%

2 2019

2020 8 10

2019

4

2019

2019

4

85

2020 9 14

4

85

2020 8 10

2019

/

/

2019

2019

2019

/

/

/

/

280.08

76.4

2020 9 7

76.4

2020 9 10

2020 9 22

280.08

2020 9 24

3 2020

2020 7 20

2020

2020 7 20

2020 8 10

2020

2020

2020 8 12

2

20.6

2020 9 24

2020

2020 9 24

4

TAO

EN

2020 9 28

2020

2020 2020-053	2020 07 21	www.cninfo.com.cn
2020-056	2020 07 31	www.cninfo.com.cn

2020 2020-063	2020 08 12	www.cninfo.com.cn
2019 2020-064	2020 08 12	www.cninfo.com.cn
2019 / 2020-065	2020 08 12	www.cninfo.com.cn
2019 2020-067	2020 09 07	www.cninfo.com.cn
2020-068	2020 09 07	www.cninfo.com.cn
2019 2020-073	2020 09 14	www.cninfo.com.cn
2019 2020-074	2020 09 22	www.cninfo.com.cn
2020 2020-075	2020 09 25	www.cninfo.com.cn

2020

PORTON

--	--	--	--	--	--

2020 09 02

1

2020 09 30

	2020 9 30	2019 12 31
	1,310,750,312.06	1,174,684,358.36
	725,000.00	224,200.00
	371,037,295.09	349,327,984.08
	22,837,642.46	13,273,616.23
	21,945,514.30	11,951,373.11
	20,533,922.49	25,462,197.93
		3,150,000.00
	404,909,416.65	342,874,348.43
	17,466,856.53	8,717,482.96
	2,170,205,959.58	1,926,515,561.10

		424,000.79
	332,129,863.59	332,129,863.59
	11,500,000.00	11,500,000.00
	4,924,799.40	5,444,381.32
	1,256,983,427.47	1,244,689,612.34
	187,409,866.75	63,251,839.90
	90,859,561.28	84,797,655.76
	246,048,269.63	248,599,646.92
	567,892.48	549,587.79
	14,690,113.27	11,147,127.04
	93,482,635.99	26,432,648.00
	2,238,596,429.86	2,028,966,363.45
	4,408,802,389.44	3,955,481,924.55
	127,165,049.96	
	217,576,729.49	206,989,438.22
	280,222,631.82	208,560,098.60
		23,830,331.18
	29,542,500.70	

	65,603,384.03	49,496,241.20
	19,458,526.08	16,399,901.90
	58,657,165.36	36,283,251.03
	16,110,282.04	105,633,447.03
	814,336,269.48	647,192,709.16
	294,659,404.99	241,740,072.00
	3,261,813.36	2,230,902.79
	7,126,181.97	
	305,047,400.32	243,970,974.79
	1,119,383,669.80	891,163,683.95
	542,747,533.00	542,747,533.00
	1,611,638,475.96	1,589,183,648.03
	44,442,463.48	67,402,653.48

	5,638,103.11	8,389,776.95
	94,166,944.18	94,166,944.18
	1,082,835,871.56	899,598,866.18
	3,292,584,464.33	3,066,684,114.86
	-3,165,744.69	-2,365,874.26
	3,289,418,719.64	3,064,318,240.60
	4,408,802,389.44	3,955,481,924.55

	687,389,381.65	550,871,573.64
	332,129,863.59	332,129,863.59
	11,500,000.00	11,500,000.00
	4,924,799.40	5,444,381.32
	1,001,358,453.47	1,021,739,500.64
	100,003,288.70	29,107,390.14
	53,848,668.92	53,656,267.82
		108,409.40
	25,044,291.31	11,341,752.55
	2,216,198,747.04	2,015,899,139.10
	4,310,001,769.38	3,923,273,681.17
	114,000,000.00	
	224,723,510.59	217,984,200.16

	896,281,132.22	725,703,935.60
	273,129,448.00	241,740,072.00
	1,952,730.55	2,230,902.79
	5,306,476.06	
	280,388,654.61	243,970,974.79
	1,176,669,786.83	969,674,910.39
	542,747,533.00	542,747,533.00
	1,649,854,446.29	1,627,399,618.37
	44,442,463.48	67,402,653.48
	10,310,384.05	10,310,384.05
	94,166,944.18	94,166,944.18
	880,695,138.51	746,376,944.66
	3,133,331,982.55	2,953,598,770.78
	4,310,001,769.38	3,923,273,681.17

3

	562,808,684.69	456,970,394.86



	17,687,484.68	13,820,932.37
	107,861,468.71	70,404,835.21
1.	107,861,468.71	70,404,835.21
2.		
1.	108,060,449.39	70,408,008.08
2.	-198,980.68	-3,172.87
	-4,915,164.79	2,166,881.42
	-4,915,441.62	2,167,384.23
1.		
2.		
3.		
4.		
5.		
	-4,915,441.62	2,167,384.23
1.		
2.		
3.		
4.		
5.		

4



4.		
5.		
1.		
2.		
3.		
4.		
5.		
6.		
7.		
	78,806,141.49	55,925,209.52

5

	1,488,074,665.79	1,081,495,032.06
	1,488,074,665.79	1,081,495,032.06
	1,218,590,759.55	930,441,538.10
	869,853,557.31	675,629,651.48
	7,676,095.33	10,699,683.31

	58,149,687.68	29,786,294.80
	154,551,426.06	120,694,718.71
	114,200,845.95	89,774,641.29
	14,159,147.22	3,856,548.51
	21,012,296.54	36,891,226.25
	18,442,858.57	25,311,575.89
	8,026,793.22	4,369,695.38
	5,803,799.21	2,487,386.18
	775,999.21	-5,124,322.05
-		
	725,000.00	-202,461.19
-	-794,320.19	1,831,921.52
-	-16,771,361.47	
-	30,275.13	363,245.23
	266,504,092.14	159,903,281.08

4.		
5.		
	-2,751,673.84	3,407,161.92
1.		
2.		
3.		
4.		
5.		
6.	-2,751,673.84	3,407,161.92
7.		
	1,451.00	-753.05
	235,453,641.66	139,122,582.95
	236,253,512.09	139,126,346.20
	-799,870.43	-3,763.25
	0.45	0.25
	0.45	0.25

6

	1,091,016,970.21	737,425,686.44
	684,493,353.37	470,239,612.24
	4,663,151.75	8,154,627.79
	17,465,883.10	11,697,011.94
	88,930,992.10	70,438,793.43
	77,587,558.71	82,681,228.15
	10,200,870.41	6,325,463.54
	21,132,571.50	37,588,430.58
	19,962,552.94	26,599,869.26
	4,277,693.40	3,249,467.19
	5,803,799.21	3,768,025.07
	775,999.21	-3,843,683.16

	725,000.00	-202,461.19
-	3,475,817.95	1,168,463.09
-	-16,478,331.24	
-	30,275.13	363,245.23
	205,509,415.22	96,235,688.74
	18,190,155.06	3,623,292.60
	7,077,421.81	3,010,952.26
	216,622,148.47	96,848,029.08
	26,535,774.07	14,699,782.12
	190,086,374.40	82,148,246.96
	190,086,374.40	82,148,246.96
1.		
2.		
3.		
4.		
5.		
1.		
2.		
3.		
4.		
5.		
6.		
7.		
	190,086,374.40	82,148,246.96

	1,324,629,405.66	1,193,124,724.79
	60,065,204.14	36,266,884.07
	52,625,126.15	21,486,064.42
	1,437,319,735.95	1,250,877,673.28
	609,220,998.75	711,856,894.26
	360,805,468.01	271,271,508.59
	37,665,553.47	20,081,900.53
	89,351,497.14	80,410,155.37
	1,097,043,517.37	1,083,620,458.75
	340,276,218.58	167,257,214.53
	1,200,000.00	2,000,950,000.00
	5,252,000.00	6,661,708.23
	790,662.46	5,647,815.01

		67,620,000.00
	7,110,000.00	184,314,873.35
	14,352,662.46	2,265,194,396.59
	266,604,684.18	94,387,945.75
		1,774,500,000.00

	975,093,567.04	611,124,842.21

	1,352,470.86	-4,124,950.31
	21,136,404.64	-200,438,441.40
	972,206,191.61	1,261,675,623.10
	993,342,596.25	1,061,237,181.70

1 2020

	2019 12 31	2020 01 01	
	1,174,684,358.36	1,174,684,358.36	
DHP3p			

	8,717,482.96	8,717,482.96	
	1,926,515,561.10	1,926,515,561.10	
	424,000.79	424,000.79	
	332,129,863.59	332,129,863.59	
	11,500,000.00	11,500,000.00	
	5,444,381.32	5,444,381.32	
	1,244,689,612.34	1,244,689,612.34	
	63,251,839.90	63,251,839.90	
	84,797,655.76	84,797,655.76	
	248,599,646.92	248,599,646.92	
	549,587.79	549,587.79	
	11,147,127.04	11,147,127.04	
	26,432,648.00	26,432,648.00	
	2,028,966,363.45	2,028,966,363.45	
	3,955,481,924.55	3,955,481,924.55	
	206,989,438.22	206,989,438.22	
	208,560,098.60	208,560,098.60	
	23,830,331.18		-23,830,331.18

		23,830,331.18	23,830,331.18
	49,496,241.20	49,496,241.20	
	16,399,901.90	16,399,901.90	
	36,283,251.03	36,283,251.03	
	105,633,447.03	105,633,447.03	
	647,192,709.16	647,192,709.16	
	241,740,072.00	241,740,072.00	
	2,230,902.79	2,230,902.79	
	243,970,974.79	243,970,974.79	
	891,163,683.95	891,163,683.95	
	542,747,533.00	542,747,533.00	

	1,589,183,648.03	1,589,183,648.03	
	67,402,653.48	67,402,653.48	
	8,389,776.95	8,389,776.95	
	94,166,944.18	94,166,944.18	
	899,598,866.18	899,598,866.18	
	3,066,684,114.86	3,066,684,114.86	
	-2,365,874.26	-2,365,874.26	
	3,064,318,240.60	3,064,318,240.60	
	3,955,481,924.55	3,955,481,924.55	

2020 1 1

2019 12 31

	2019 12 31	2020 01 01	
	1,074,509,858.02	1,074,509,858.02	
	224,200.00	224,200.00	
	396,091,571.76	396,091,571.76	
	1,483,591.23	1,483,591.23	
	8,508,176.28	8,508,176.28	
	162,671,311.41	162,671,311.41	
	3,150,000.00	3,150,000.00	
	257,512,768.88	257,512,768.88	
	6,373,064.49	6,373,064.49	
	1,907,374,542.07	1,907,374,542.07	

	550,871,573.64	550,871,573.64	
	332,129,863.59	332,129,863.59	
	11,500,000.00	11,500,000.00	
	5,444,381.32	5,444,381.32	
	1,021,739,500.64	1,021,739,500.64	
	29,107,390.14	29,107,390.14	
	53,656,267.82	53,656,267.82	
	108,409.40	108,409.40	
	11,341,752.55	11,341,752.55	
	2,015,899,139.10	2,015,899,139.10	
	3,923,273,681.17	3,923,273,681.17	
	217,131,477.46	217,131,477.46	
	141,453,995.71	141,453,995.71	
	23,790,620.54		-23,790,620.54
		23,790,620.54	23,790,620.54
	29,322,680.59	29,322,680.59	
	7,040,185.41	7,040,185.41	
	201,485,521.80	201,485,521.80	

	105,479,454.09	105,479,454.09	
	725,703,935.60	725,703,935.60	
	241,740,072.00	241,740,072.00	
Pa			

2 2020

PORTON